

BEYOND *highlights* NORTHWESTERN THE UNDERGRADUATE CLASS OF 2024

First destination study six months after graduation

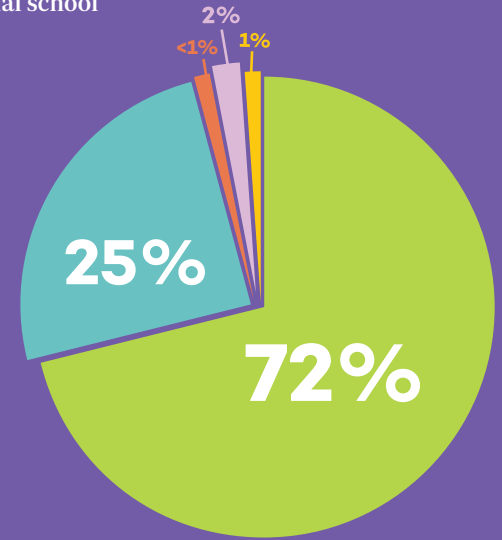
This report represents data from 1593 (77%) members of the Class of 2024. 2080 undergraduate students graduated Fall 2023, Winter 2024, Spring 2024, and Summer 2024, according to the University Registrar.

WHERE IS THE CLASS OF 2024 NOW?

Within six months of graduation:

72% were employed
25% were enrolled in graduate or professional school, or participating in a fellowship
<1% were engaged in military service, volunteer work, or other career-related activities

2% were actively job searching
1% were actively applying to graduate or professional school



23%	Business Services, Financial Services, Investment Banking
18%	Engineering
13%	Consulting
10%	Communications, Marketing, Media
7%	Biotechnology, Healthcare, Pharmaceutical
6%	Government, Non-Profit, Politics
6%	Technology
5%	Research, Science
4%	Entertainment, Sports
3%	Education, Teaching
3%	Law
1%	Performing, Visual Arts
1%	Other

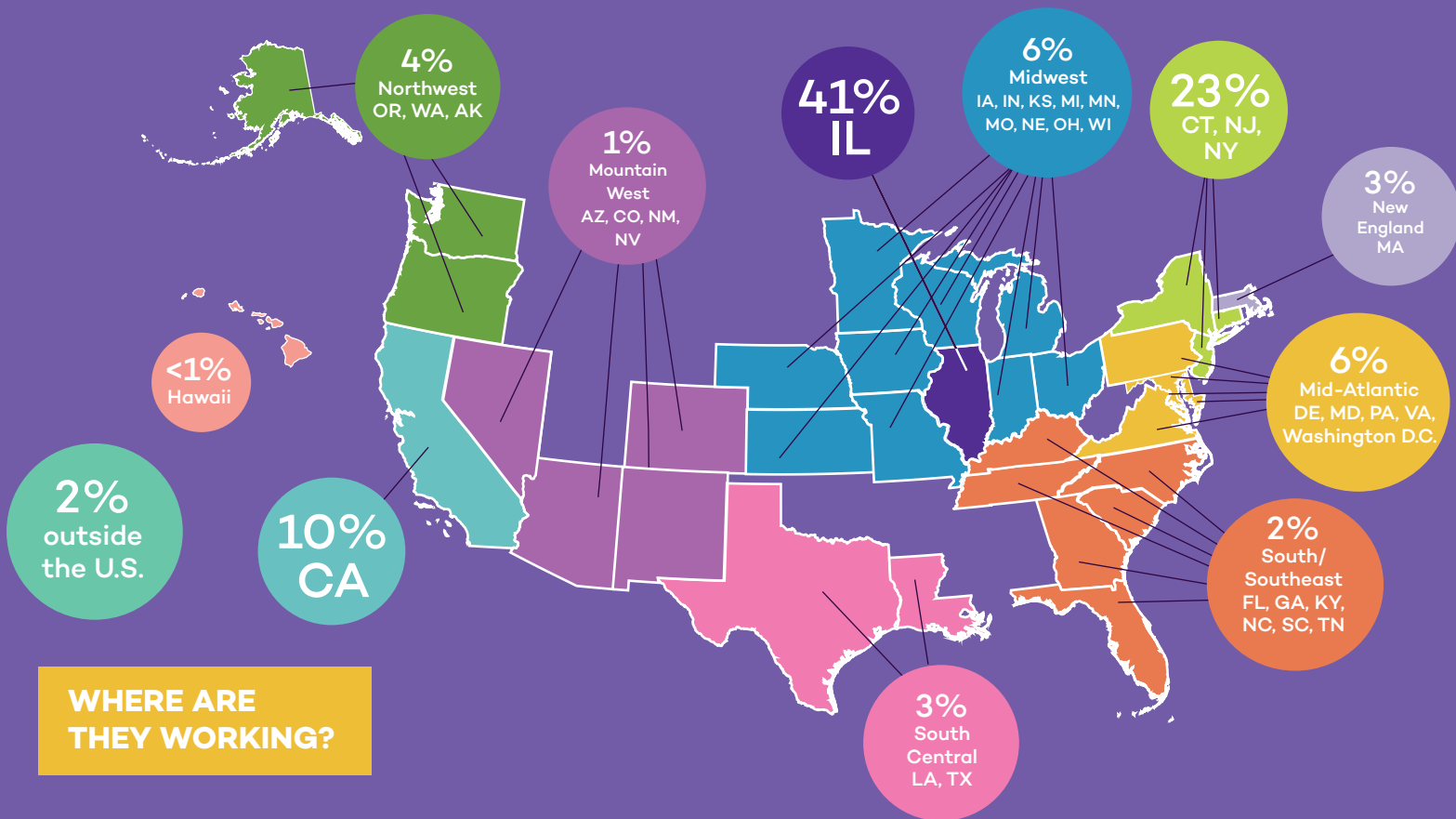
CLASS OF 2024 EMPLOYMENT

1142 (72%) recent graduates were employed six months after graduation. Industry information was available for 1086 of these graduates.

SALARY INFORMATION

Industry	Mean	Range
Biotechnology, Healthcare, Pharmaceuticals	\$53,262	\$34,000-\$98,000
Business Services	\$73,749	\$37,400-\$124,800
Communications, Marketing, Media	\$57,167	\$40,000-\$90,000
Consulting	\$89,918	\$58,000-\$120,000
Education, Training	\$41,973	\$15,000-\$75,000
Engineering	\$94,933	\$54,000-\$180,000
Entertainment, Sports	\$52,722	\$38,000-\$85,000
Financial Services	\$94,436	\$60,320-\$125,000
Government, Non-profit, Politics	\$47,417	\$10,000-\$75,000
Investment Banking	\$109,500	\$95,000-\$120,000
Law	\$67,969	\$40,000-\$120,000
Research, Science	\$116,216	\$31,000-\$155,000
Technology	\$78,113	\$72,000-\$155,000

Starting salary information was available for 281 of the recent graduates who were employed full-time six months after graduation. The average salary overall was \$77,978.



WHERE ARE THEY WORKING?

Locations were available for 981 employed recent graduates. For virtual work, location of the company was prioritized over location of the student/alumni.

EXPERIENTIAL LEARNING OPPORTUNITIES, INTERNSHIPS, RESEARCH, AND DEEP INVOLVEMENT

EXPERIENTIAL LEARNING OPPORTUNITIES

As part of the 2024 Post-Graduation Survey (one source of information for this study), recent graduates were given a list of 21 experiential learning opportunities and asked to check all those in which they had participated as undergraduates. 359 recent graduates responded to this question.

92% reported that they had engaged in one or more experiential learning opportunities.

INTERNSHIPS




77% reported that they had participated in one or more internship experiences.

RESEARCH

66% reported that they had participated in one or more research experiences.

DEEP INVOLVEMENT

90% reported that they had been “deeply” involved in one or more student organizations, clubs, or varsity athletics.

-  facebook.com/nucareeradvance
-  instagram.com/nucareeradvance
-  bit.ly/ncalinkedinpage

If you have questions about this study, please contact the Executive Director of Northwestern Career Advancement, Dr. Mark Presnell at mark.presnell@northwestern.edu. School of Professional Studies was not included in this report.

Northwestern | STUDENT AFFAIRS
Career Advancement

northwestern.edu/careers | nca@northwestern.edu
620 & 630 Lincoln Street, Evanston, IL 60208 | (847) 491-3700