

BEYOND *highlights* NORTHWESTERN

THE UNDERGRADUATE CLASS OF 2021

First destination study six months after graduation

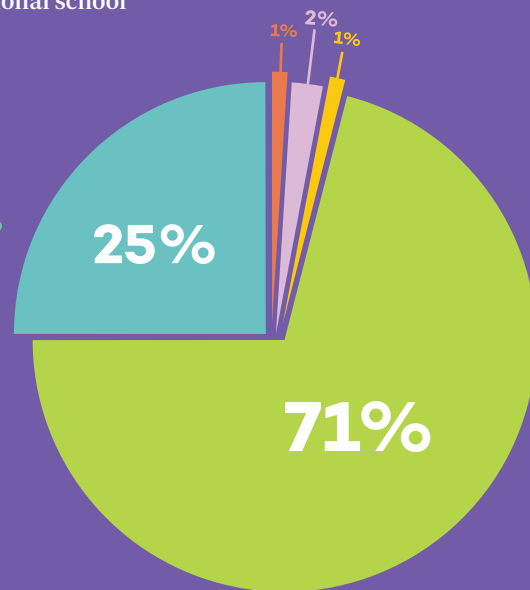
This report represents data from 1651 (80%) members of the Class of 2021. 2052 undergraduate students graduated Fall 2020, Winter 2021, Spring 2021, and Summer 2021, according to the University Registrar.

WHERE IS THE CLASS OF 2021 NOW?

Within six months of graduation:

71% were employed
25% were enrolled in graduate or professional school, or participating in a fellowship
1% were engaged in military service, volunteer work, or other career-related activities

2% were actively job searching
1% were actively applying to graduate or professional school



CLASS OF 2021 EMPLOYMENT

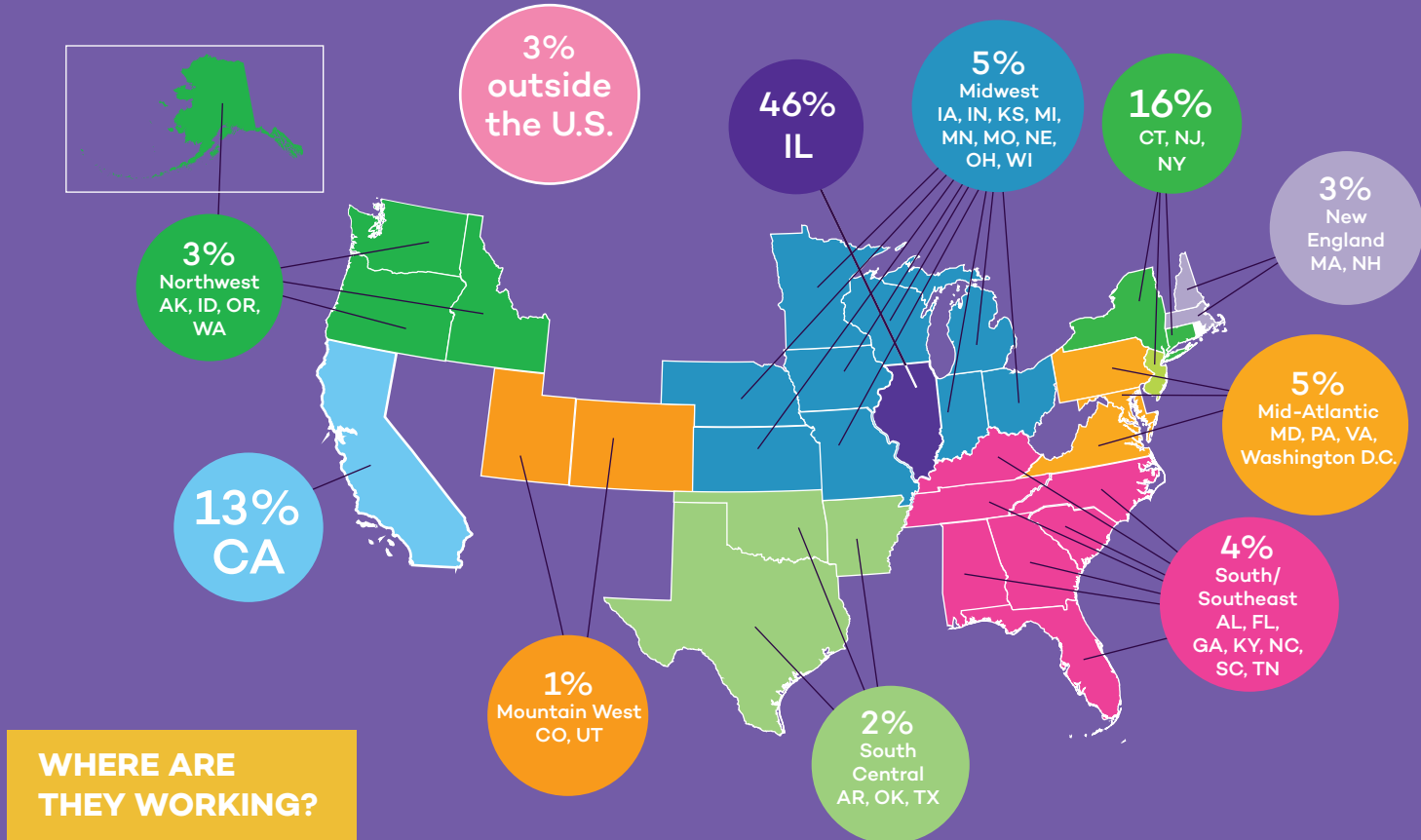
1180 (71%) recent graduates were employed six months after graduation. Industry information was available for 1114 of these graduates.

19%	Business Services, Financial Services, Investment Banking
16%	Consulting
14%	Communications, Marketing, Media
13%	Engineering
8%	Technology
6%	Biotechnology, Healthcare, Pharmaceutical
6%	Government, Non-Profit
4%	Education, Teaching
4%	Entertainment
4%	Research, Science
3%	Law
1%	Performing, Visual Arts
2%	Other

SALARY INFORMATION

SCHOOL/COLLEGE	NUMBER OF RECENT GRADUATES	AVERAGE SALARY
Weinberg College of Arts and Sciences	193	\$66,425
McCormick School of Engineering and Applied Science	118	\$81,736
Medill School of Journalism, Media, Integrated Marketing Communications	43	\$54,856
School of Education and Social Policy	38	\$57,466
School of Communication	31	\$51,509
Bienen School of Music	12	\$56,373

Starting salary information was available for 435 of the recent graduates who were employed full-time six months after graduation. The average salary overall was \$67,312. Salary data is influenced by the industry a student selects.



Locations were available for 1012 employed recent graduates.
For virtual work, location of the company was prioritized over location of the student/alumni.

EXPERIENTIAL LEARNING OPPORTUNITIES, INTERNSHIPS, RESEARCH, AND DEEP INVOLVEMENT

EXPERIENTIAL LEARNING OPPORTUNITIES

As part of the 2021 Post-Graduation Survey (one source of information for this study), recent graduates were given a list of 21 experiential learning opportunities and asked to check all those in which they had participated as undergraduates. 572 recent graduates responded to this question.

86% reported that they had engaged in one or more experiential learning opportunities.

INTERNSHIPS





71% reported that they had participated in one or more internship experiences.

RESEARCH

57% reported that they had participated in one or more research experiences.

DEEP INVOLVEMENT

92% reported that they had been “deeply” involved in one or more student organizations, clubs, or varsity athletics.

-  facebook.com/nucareeradvance
-  instagram.com/nucareeradvance
-  twitter.com/nucareeradvance
-  bit.ly/ncalinkedin

If you have questions about this study, please contact the Executive Director of Northwestern Career Advancement, Dr. Mark Presnell, at mark.presnell@northwestern.edu. School of Professional Studies graduates were not included in this report.

Northwestern | STUDENT AFFAIRS
Career Advancement

northwestern.edu/careers | nca@northwestern.edu
620 & 630 Lincoln Street, Evanston, IL 60208 | (847) 491-3700