



International Student & Scholar Statistics 2020-2021

Northwestern

OFFICE OF INTERNATIONAL STUDENT
AND SCHOLAR SERVICES

Contents

Introduction	A Message from the Office of International Student & Scholar Services	1
	Northwestern's International Community	2
Enrolled Students	Enrolled Students Overview	4
	Fall 2020 New Enrollment	6
	Bachelor's Students	7
	Master's Students	8
	Doctoral Students	9
	Enrollment by College	10
	Bienen School of Music	11
	Feinberg School of Medicine	12
	Kellogg School of Management	13
	McCormick School of Engineering	14
	Medill School of Journalism, Media, IMC	15
	Pritzker School of Law	16
	School of Communication	17
	School of Education & Social Policy	18
	School of Professional Studies	19
	The Graduate School	20
	Top 10 Countries	21
	Student Country Listing	22
Post-Completion Employment Students	Post-Completion Employment Students Overview	26
	Post-Completion OPT Students	27
	STEM OPT Students	28
	Academic Training Students	29
Scholars	Scholars Overview	30
	Top Disciplines & Departments	32
	Top 10 Countries	33
	Scholar Country Listing	34
Dependents	Dependents Overview	36
Methodology	Methodology	37
Appendix: COVID-19	Appendix: COVID-19 Overview	38
	Non-Degree Students	39
	Deferred Enrollment	40
	Remote Instruction	41
	Impact on the Top 20 Countries	42

A Message from the Office of International Student & Scholar Services

As part of Northwestern's Buffett Institute for Global Affairs, the Office of International Student & Scholar Services (OISS) provides professional support and advising services to international students and scholars at Northwestern University regarding their immigration and academic status in the United States. The OISS is committed to providing quality advising services and supportive programming to students, scholars, and their dependents. **Northwestern welcomed 942 new international students in Fall 2020 both on campus and remotely due to COVID-19. The university sponsors over 6,700 visitors from nearly 130 countries.**


For the fifth year in a row, over 1 million international students are studying at U.S. colleges and universities. International students contribute to culturally diverse campuses, providing authentic opportunities for all students to learn from each other's perspectives and to become better prepared for careers in the global economy. Additionally, international students contributed \$39 billion to the US economy and supported nearly 416,000 jobs nationally during the 2019-2020 academic year. Closer to home, international students and their dependents contributed more than \$1.7 billion to the economy in Illinois.

Northwestern international students and their dependents contributed over \$235 million to the local economy and supported over 3,360 jobs. This reinforces the notion that international students not only bring a diverse perspective to the academic discussion, but also contribute significantly to the national, state, and local economies.

Our goal is to help the international students, scholars, and Northwestern faculty and staff navigate the many complexities associated with student and employment-based visa classifications within the Northwestern community. We are committed to providing accurate information and the highest quality of service, taking into account institutional policies and ever-changing federal regulations.



Northwestern's International Community



3,493
enrolled
students

1,313
scholars

1,056
students on
post-completion
employment

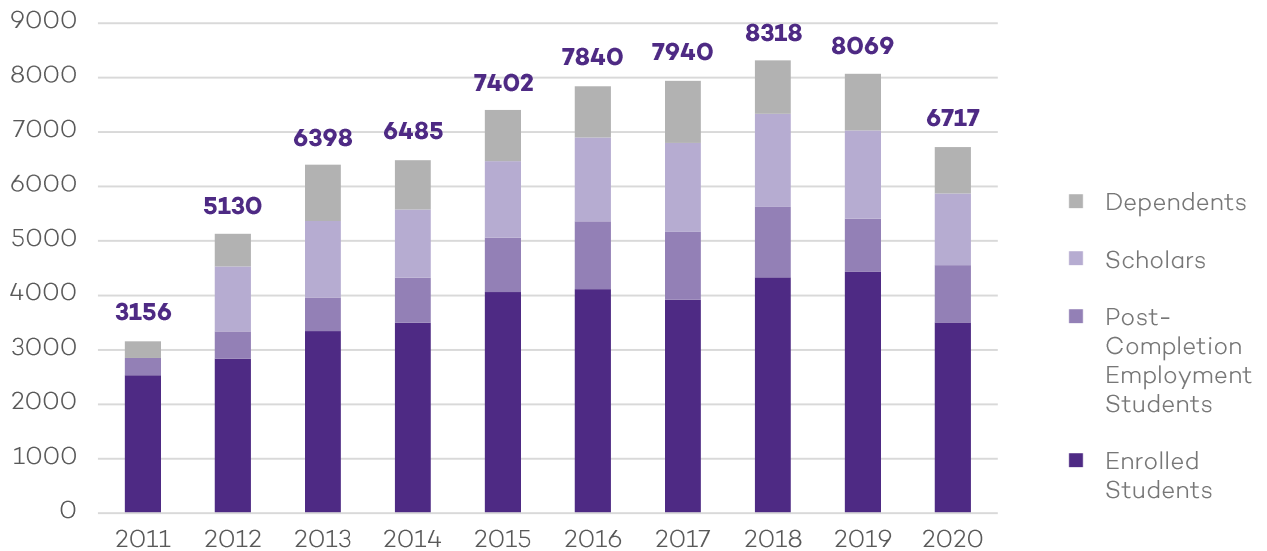
855
dependents

The OISS maintains statistics only for the members of the Northwestern community who receive visa sponsorship through our office, including F-1 and J-1 students; J-1 scholars; H-1B, TN, O-1 and E-3 employees; B-1 visitors; and any of their dependents.

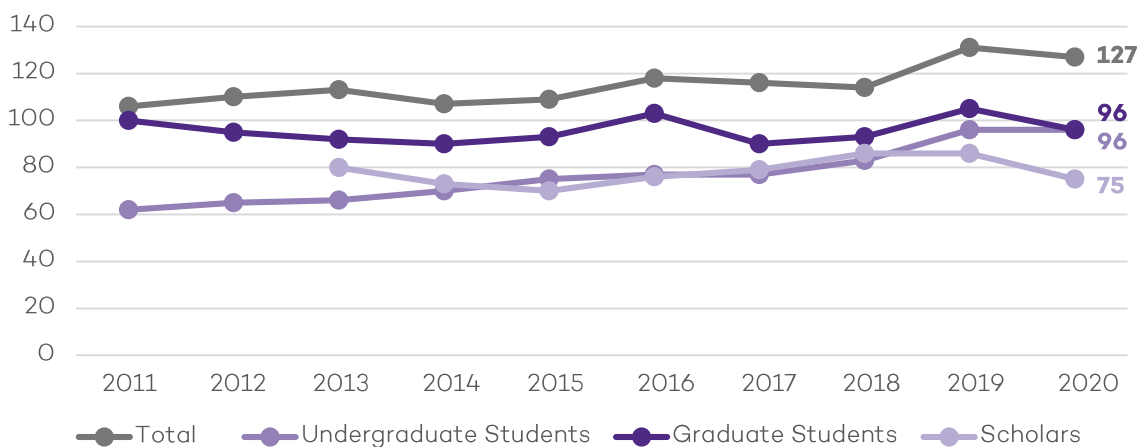
Many members of Northwestern's international community receive sponsorship through other entities, including students on F-2, J-2, L-1, L-2, H-1B or H-4 visas; J-1 students with third party sponsorship; undocumented students; employees with an Employment Authorization Document (EAD) including F-1 OPT students, J-2 dependents and asylees; and students or employees holding Legal Permanent Resident (LPR) status. These members of our community are not included in this report.

Northwestern's International Community

Northwestern's international community is currently made up of **6,717 individuals** from **127 countries**.



The diversity of our community has increased **20%** over the past decade. This can primarily be attributed to a **55% increase in the diversity of our undergraduate students**, who now represent a record **96 countries**.



Enrolled Students

Enrolled students make up the largest part of Northwestern's international community.

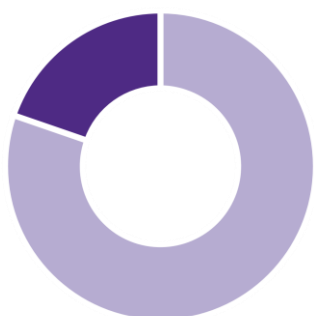
Representing 115 countries from around the world and enrolling across all of the university's schools and colleges,

enrolled international students enrich the academic experience by providing opportunities for all students to learn from each other's unique perspectives and to become better prepared for careers in the global economy. In addition, they make significant contributions to the local economy.



International students may enter the United States on either an **F-1 or J-1 non-immigrant student visa** to pursue studies in degree-seeking or short-term academic programs. Students are required to enroll in a full course of study during each academic term. They are eligible to work on campus, and after meeting certain academic requirements, are permitted to work off-campus with proper authorization.

International students are an integral part of Northwestern's student body, accounting for **20%** of all full-time students.



20%
of **Northwestern's**
full-time students
are international

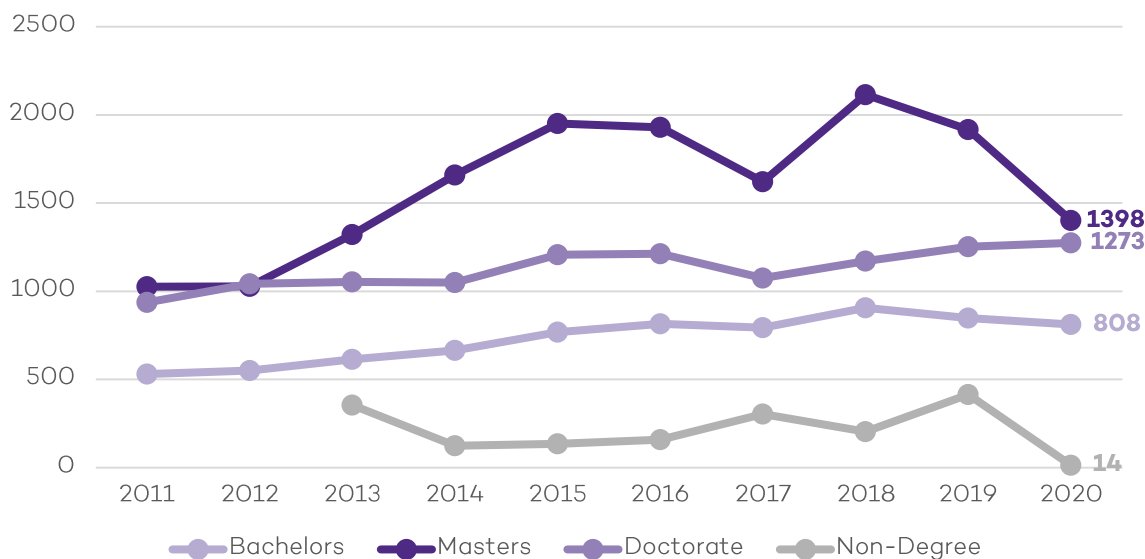


10%
of full-time
undergraduate
students are
international



28%
of full-time
graduate
students are
international

Enrolled Students



Degree Level



40% Master's
36% Doctorate
23% Bachelor's
<1% Non-degree

Visa Type



96% F-1 Visa
4% J-1 Visa

Primary Funding Source



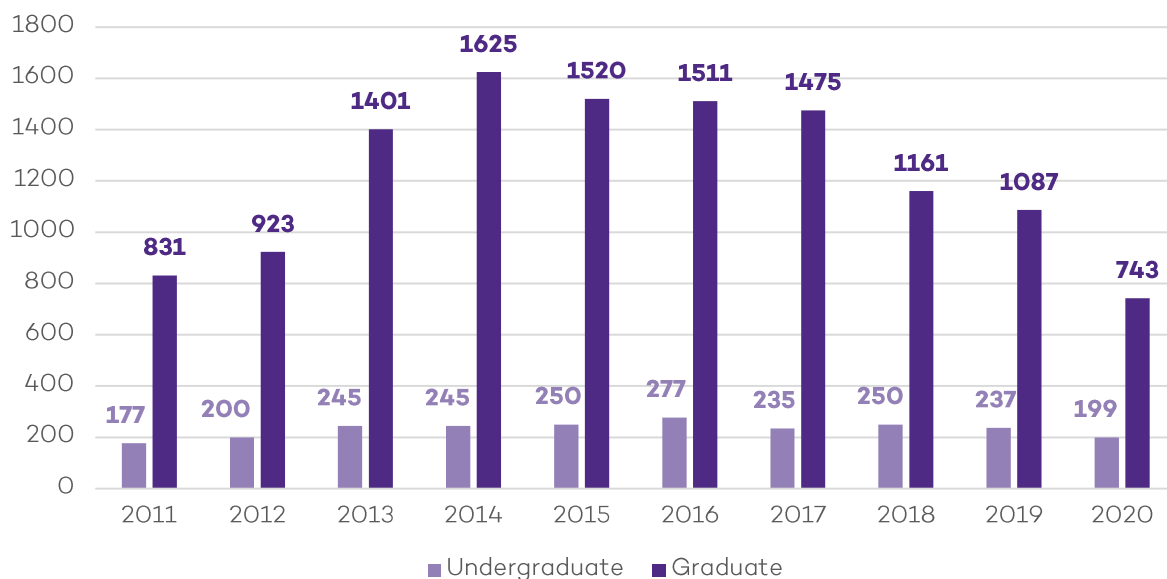
55% Personal/Family
41% Northwestern
3% Private Sponsor
1% Home Gov't/University

Gender



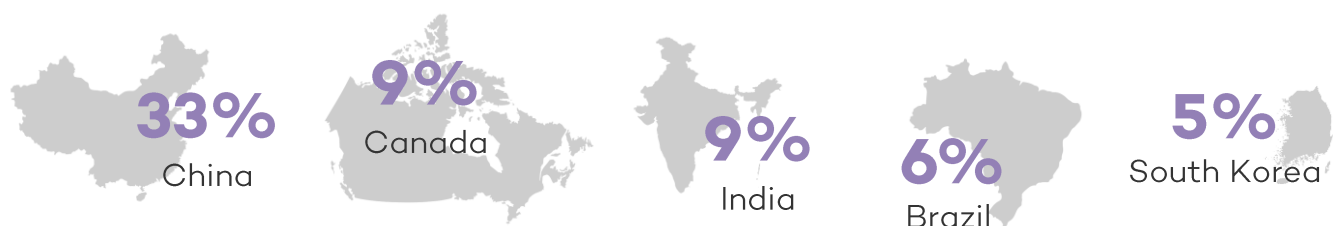
54% Male
46% Female

Fall 2020 New Enrollment



Top Countries for New Students

Undergraduate Students



Graduate Students



Bachelor's Students

Gender



52% Female

48% Male

Visa Type



100% F-1 Visa

<1% J-1 Visa

Funding Source



73% Personal/Family

24% Northwestern

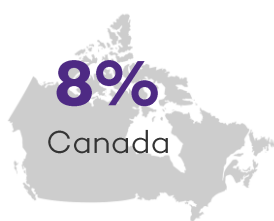
2% Home Gov't/University

1% Private Sponsor

Top 5 Countries



China



Canada



India

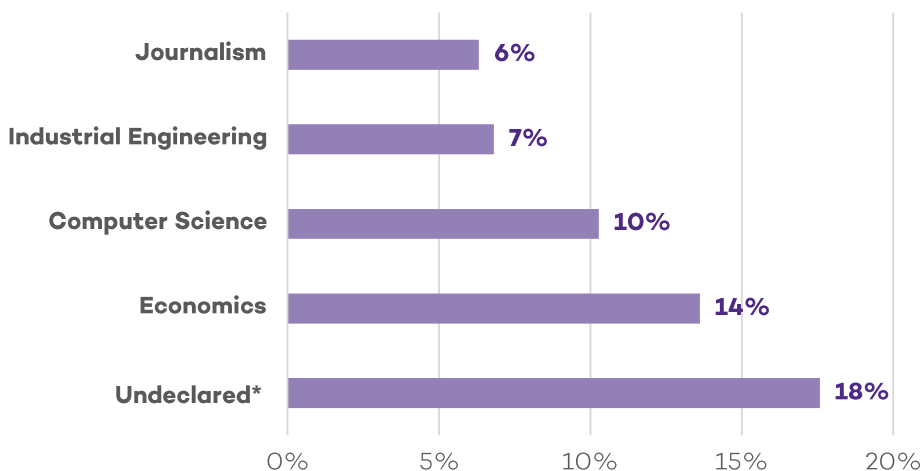


South Korea



Turkey

Top 5 Academic Programs



*All students in the Weinberg College of Arts and Sciences, Northwestern's largest undergraduate college, are listed as undeclared. Students go through a process to determine and declare their major within their first 2 years.

Master's Students

Gender



53% Male
47% Female

Visa Type



99% F-1 Visa
1% J-1 Visa

Funding Source

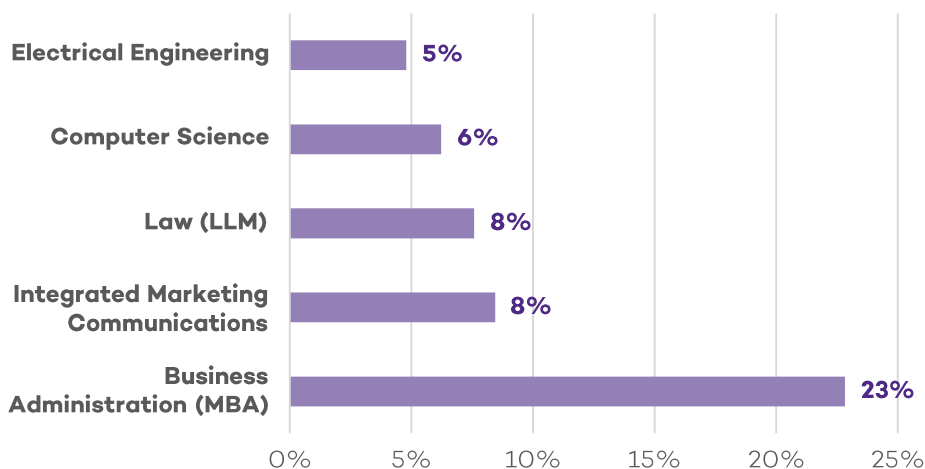


89% Personal/Family
5% Northwestern
5% Private Sponsor
1% Home Gov't/University

Top 5 Countries



Top 5 Academic Programs



Doctoral Students

Gender



59% Male
41% Female

Visa Type



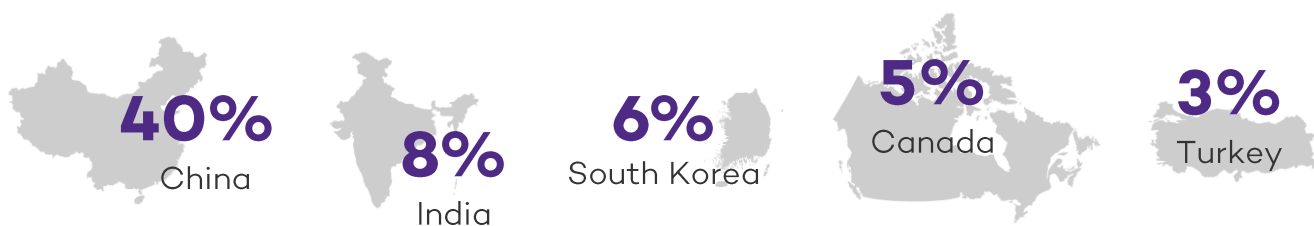
93% F-1 Visa
7% J-1 Visa

Funding Source

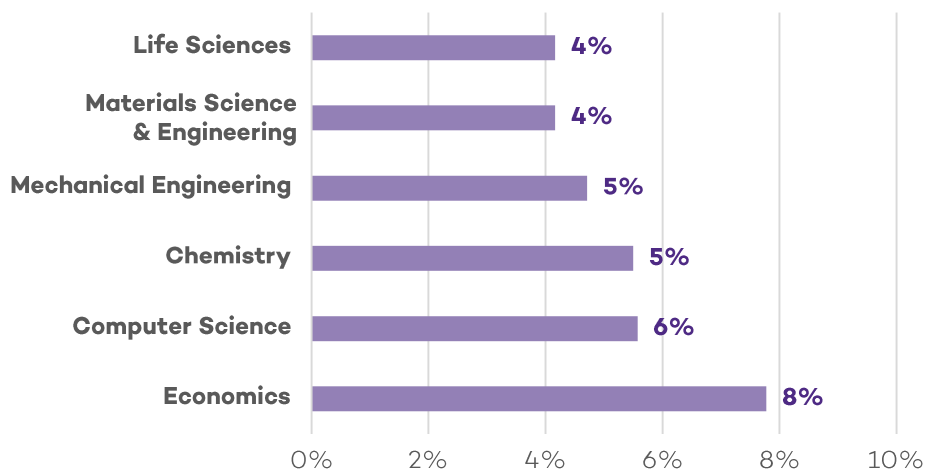


92% Northwestern
6% Personal/Family
2% Private Sponsor
<1% Home Gov't/University

Top 5 Countries

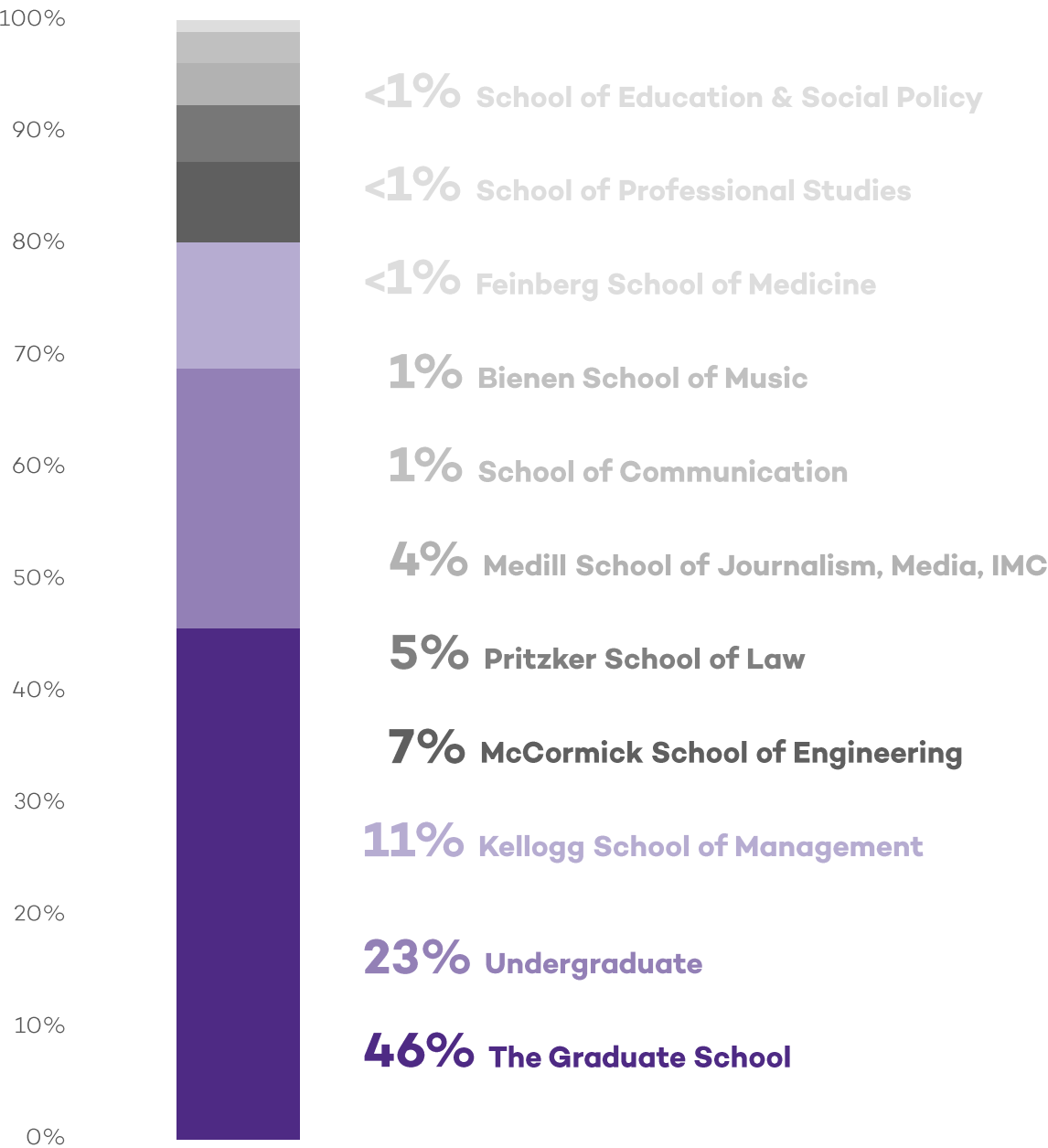


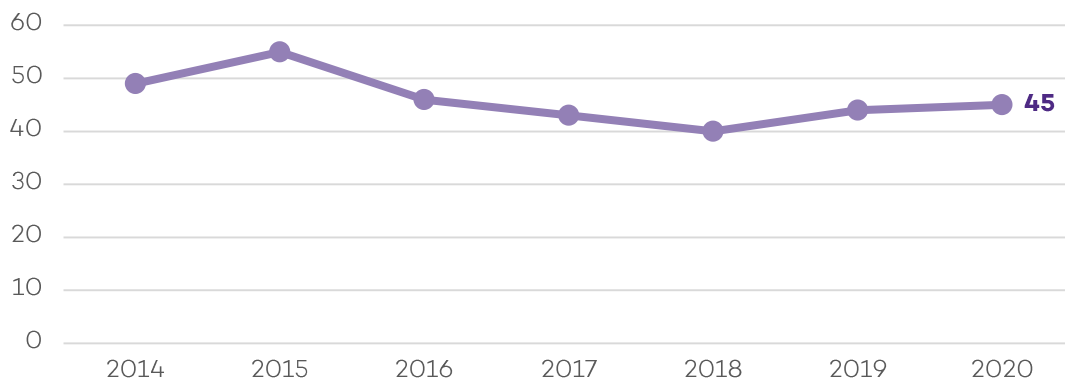
Top 5 Academic Programs



Enrollment by College

Northwestern’s international students are engaged academically across the university’s many schools and colleges. Enrollment data is based on college of admission.





Top Countries

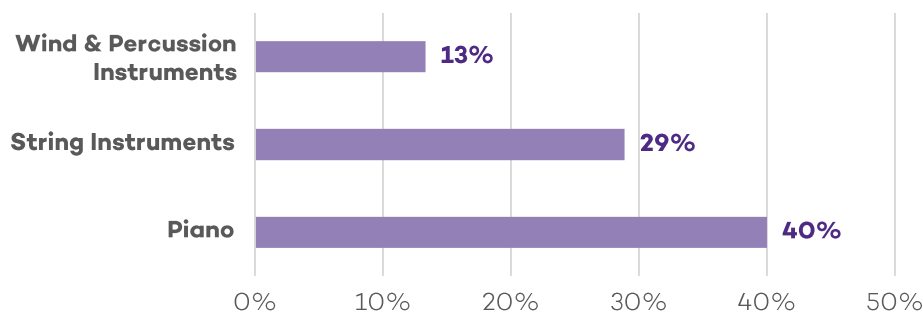


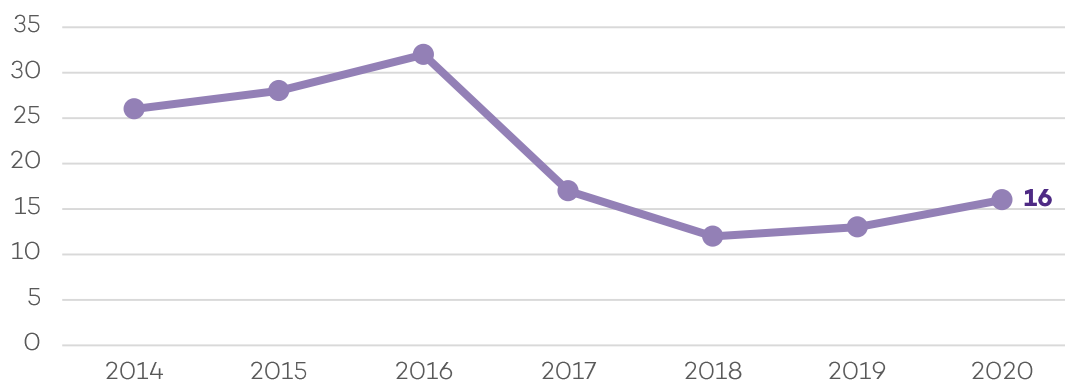
Degree Level



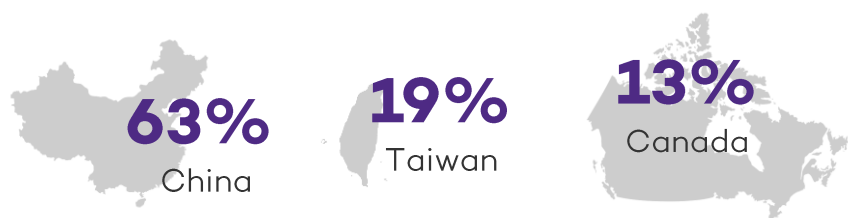
60% Master's
40% Doctorate

Top Academic Programs





Top Countries

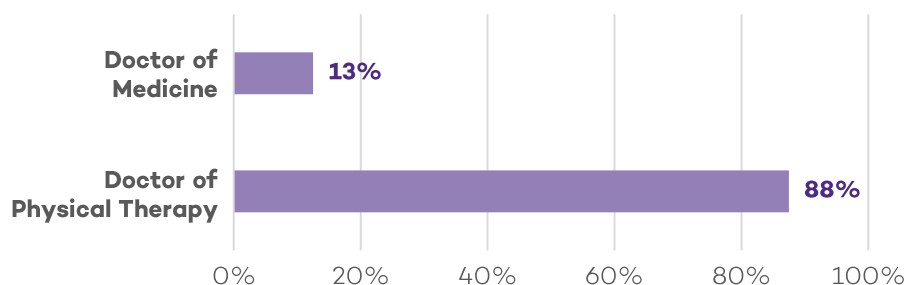


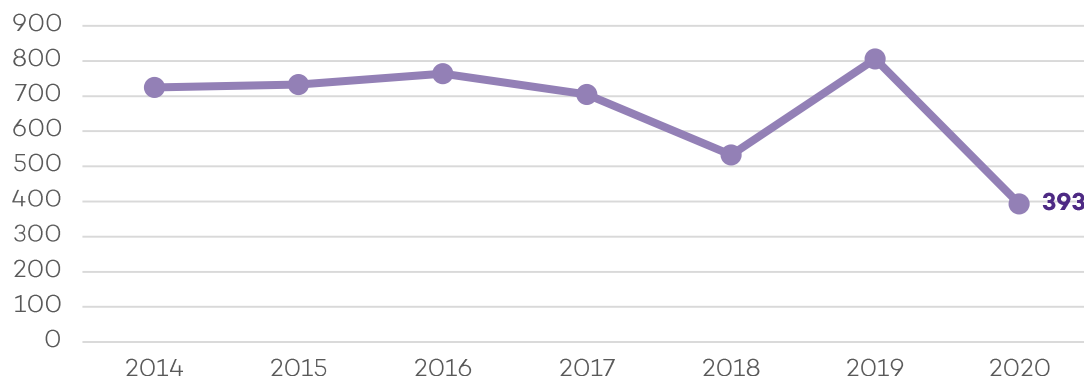
Degree Level



100% Doctorate

Top Academic Programs





Top Countries

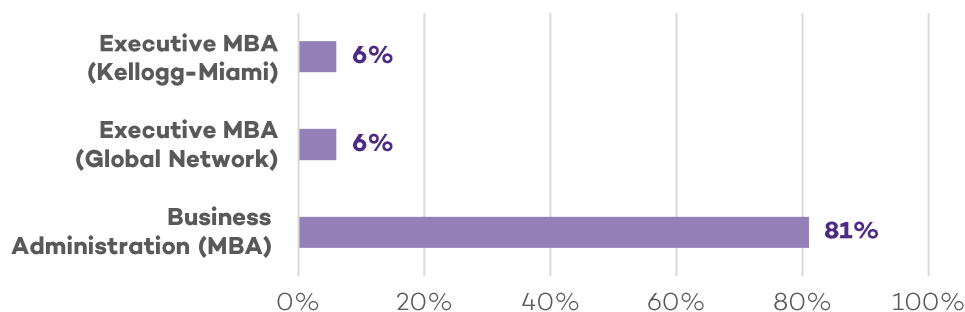


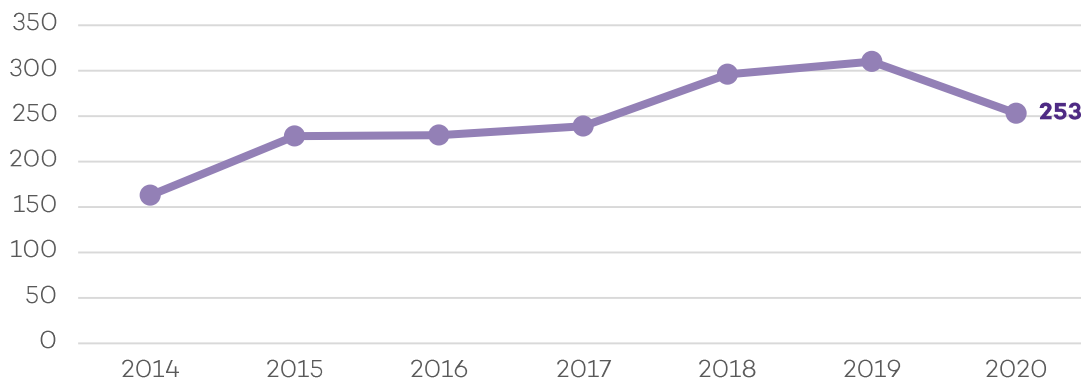
Degree Level



97% Master's
3% Non-Degree

Top Academic Programs





Top Countries

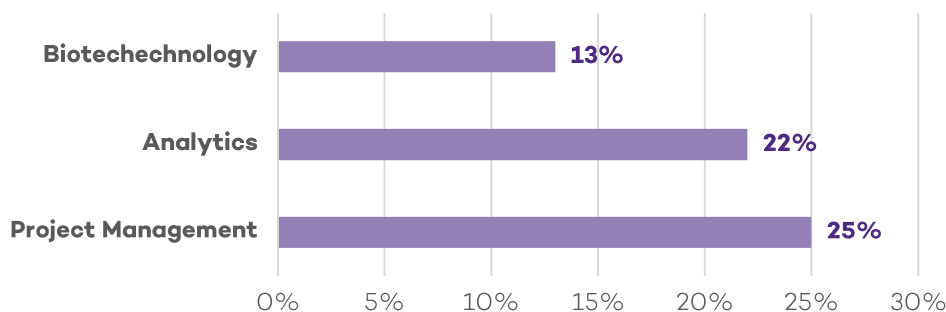


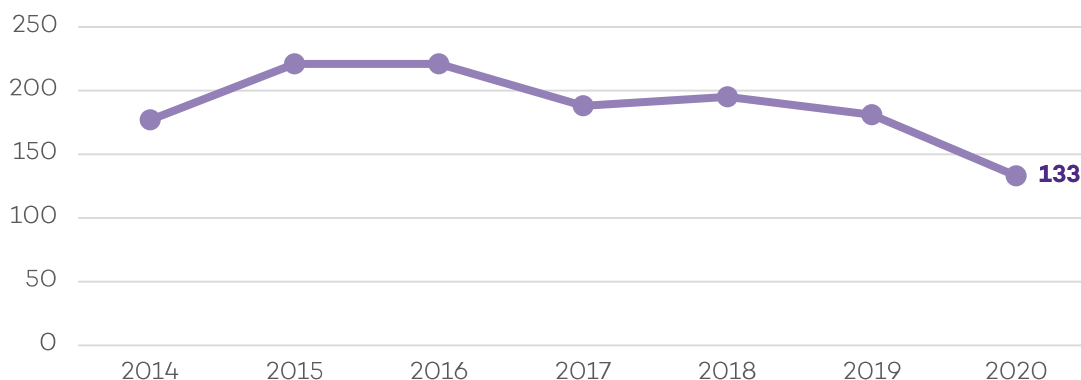
Degree Level



100% Master's

Top Academic Programs





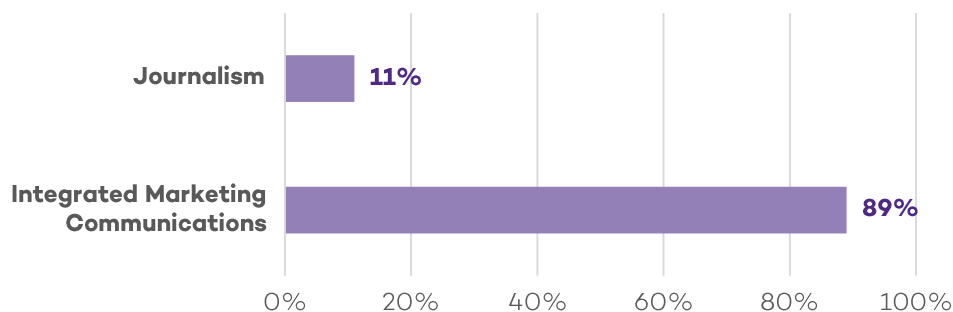
Top Countries

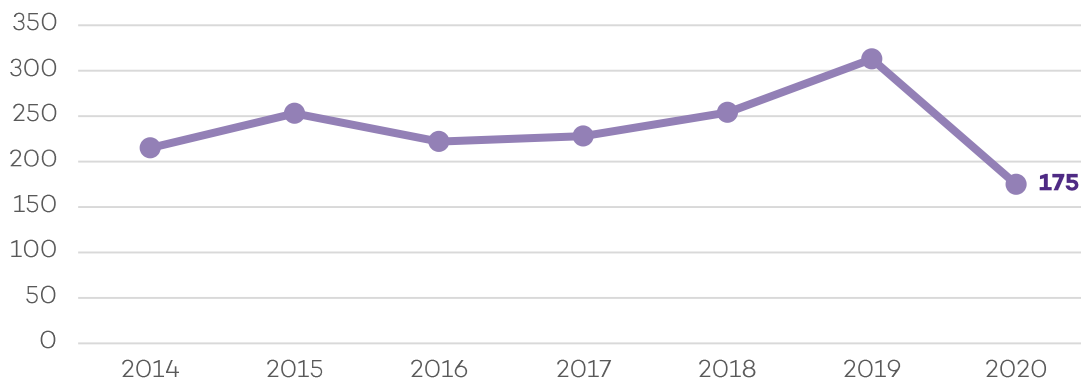


Degree Level



Top Academic Programs





Top Countries



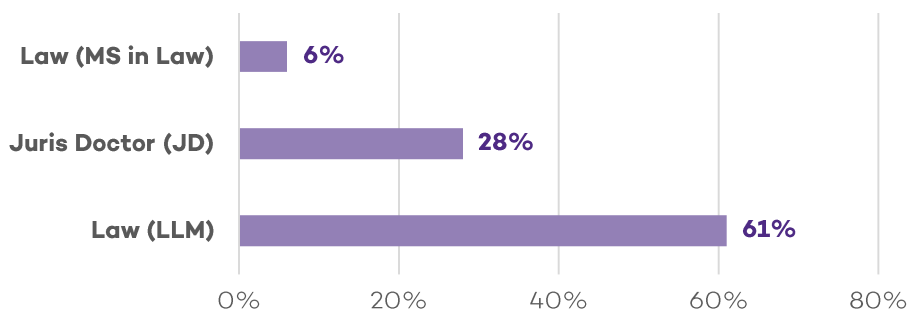
Degree Level

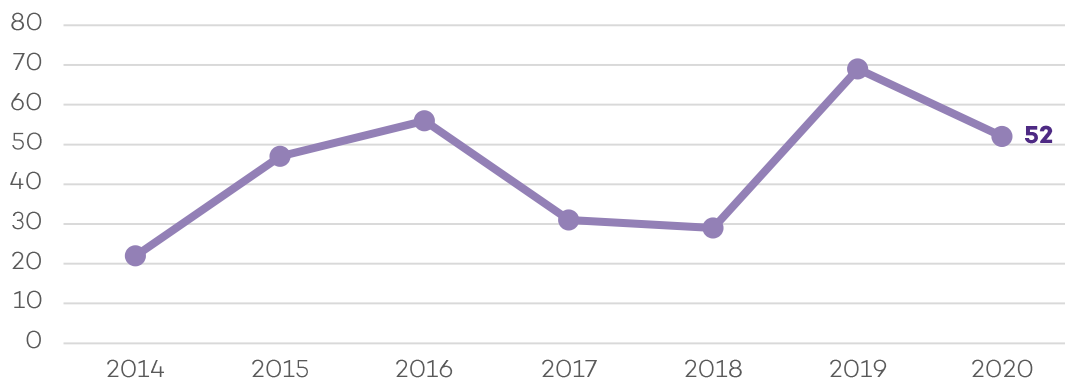


71% Master's

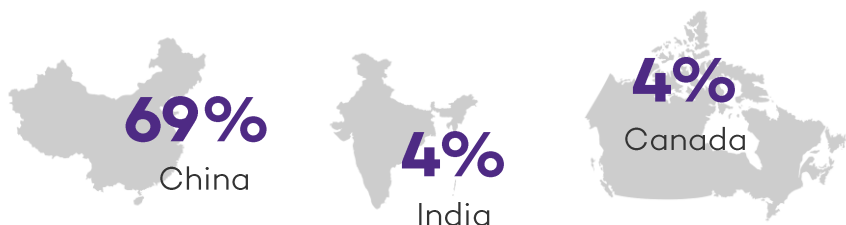
29% Doctorate

Top Academic Programs





Top Countries

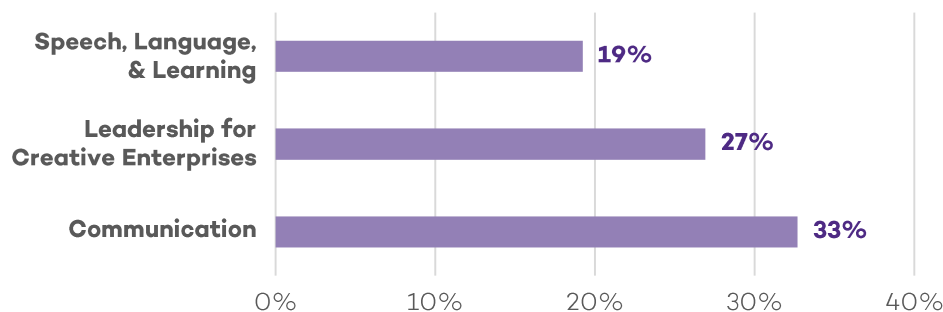


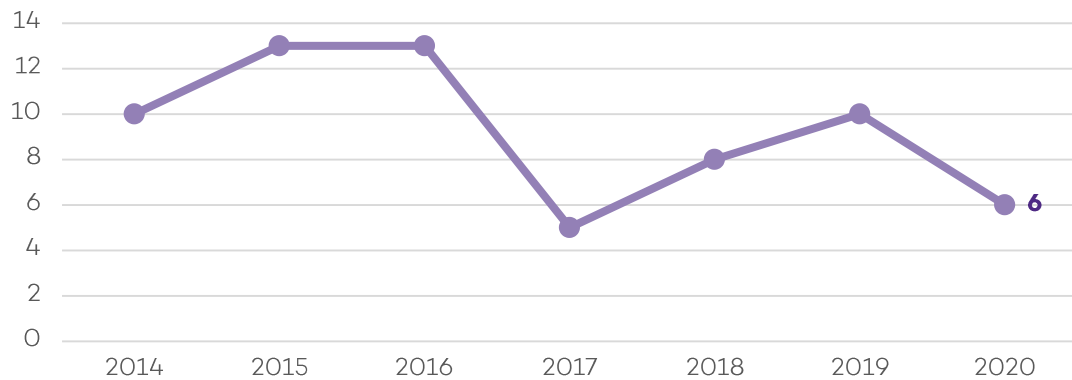
Degree Level



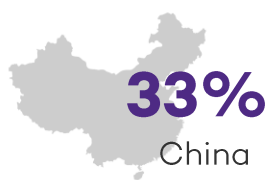
88% Master's
12% Doctorate

Top Academic Programs





Top Countries

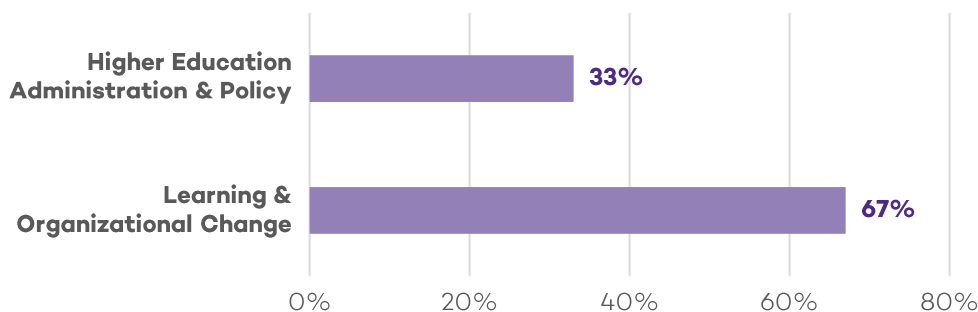


Degree Level



100% Master's

Top Academic Programs





*The Master of Public Policy & Administration (MPPA) is the first SPS program to be eligible for international students, beginning in 2020

Top Countries

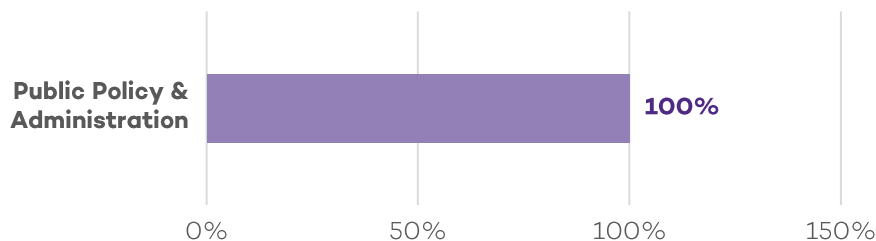


Degree Level

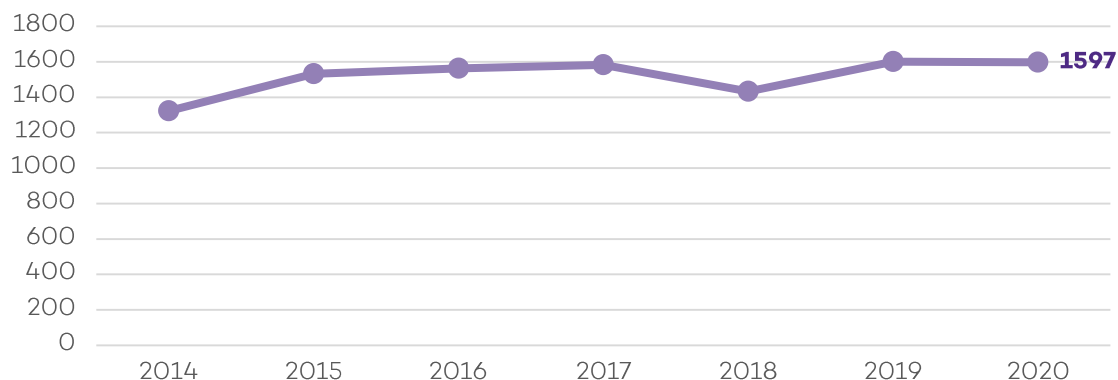


100% Master's

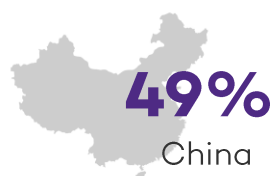
Top Academic Programs



Northwestern | THE GRADUATE SCHOOL



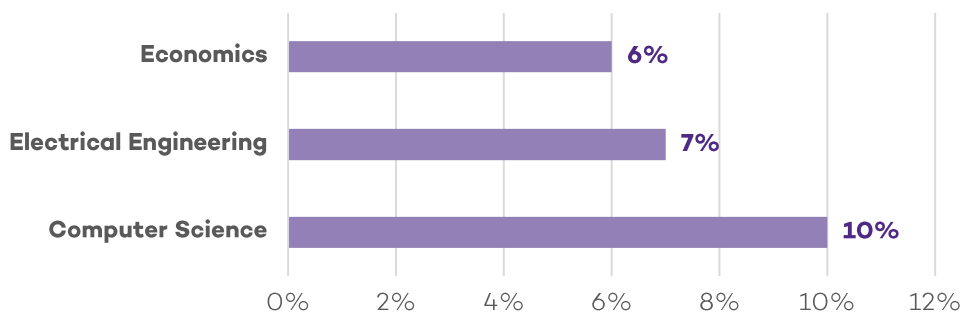
Top Countries



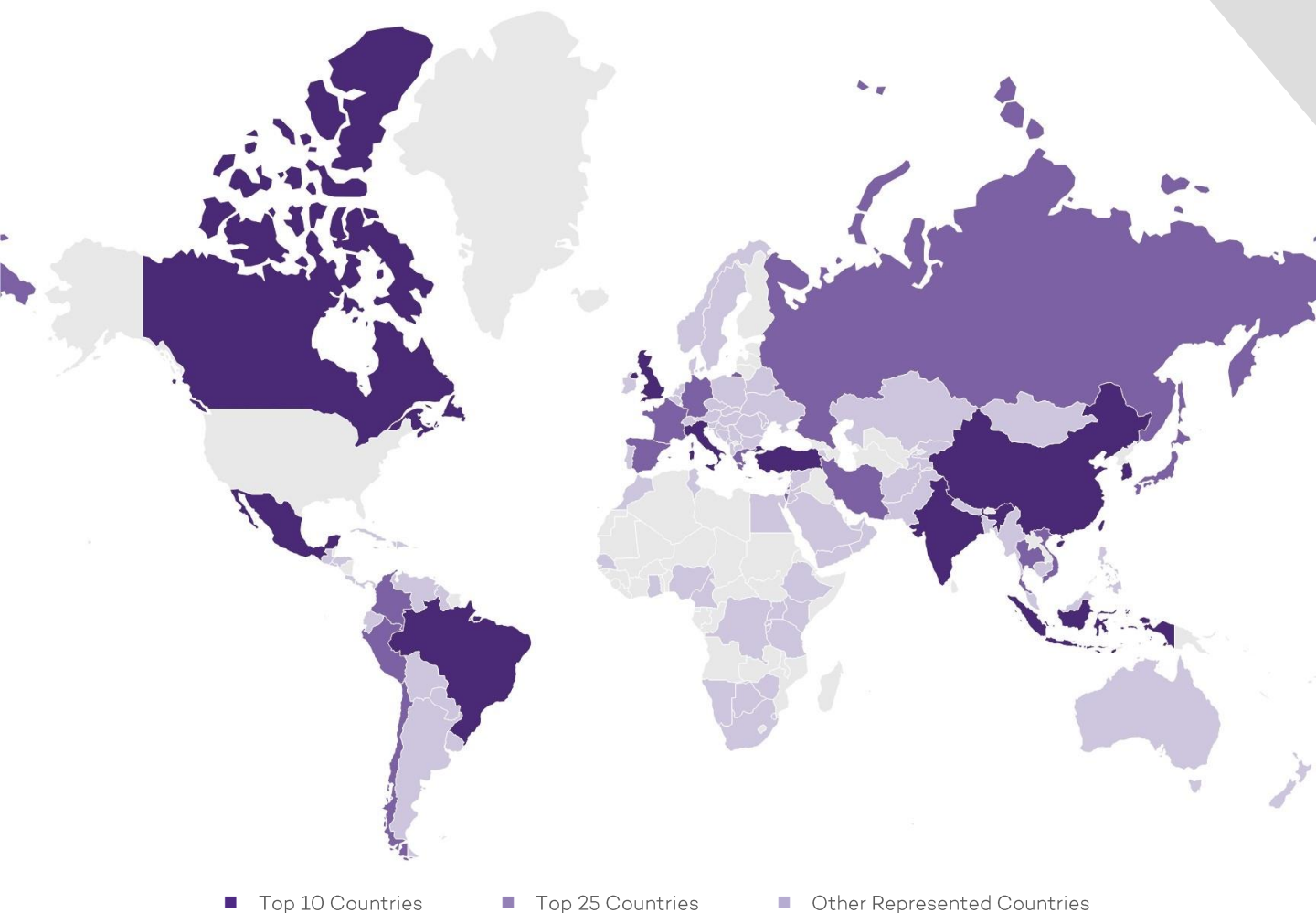
Degree Level



Top Academic Programs



Top 10 Countries



#1	China	1,465
#2	India	350
#3	Canada	178
#4	South Korea	155
#5	Brazil	104

#6	Turkey	87
#7	Taiwan	78
#8	Mexico	56
#9	United Kingdom	48
#10	Indonesia	45
	Italy	45

Student Country Listing

Northwestern continues to attract a diverse international student body, with students from **115 countries**.

Country	Bachelor's	Master's	Doctorate	Non-Degree	Total
AFGHANISTAN			1		1
ALBANIA	1				1
ARGENTINA	1	7	9		17
ARMENIA	1	1			2
AUSTRALIA	10	5	7		22
AUSTRIA	2	2	1		5
BAHAMAS	1				1
BANGLADESH	1	1	9		11
BELARUS	1		1		2
BELGIUM	3	5	2		10
BOLIVIA			1		1
BOSNIA & HERZEGOVINA	2				2
BOTSWANA	2				2
BRAZIL	35	43	26		104
BULGARIA	2	1			3
BURMA	1	1	2		4
BURUNDI	3				3
CAMBODIA	4	1	2		7
CAMEROON	2				2
CANADA	62	55	60	1	178
CHILE	3	17	12		32
CHINA	204	750	511		1465
COLOMBIA	3	12	15		30
CONGO-KINSHASA	1				1
COSTA RICA	1	2	1		4
CROATIA	1		1		2

Country	Bachelor's	Master's	Doctorate	Non-Degree	Total
CUBA			1		1
CYPRUS			1		1
CZECH REPUBLIC	3	1			4
DENMARK			3		3
DOMINICAN REPUBLIC	1	2			3
ECUADOR	1	1	4		6
EGYPT	2		3	1	6
EL SALVADOR	1	4			5
ETHIOPIA	2		2		4
FRANCE	5	10	19	2	36
GERMANY	3	6	15	2	26
GHANA	3	1	3		7
GREECE	13	2	8		23
GUATEMALA	2		3		5
GUYANA			1		1
HAITI		1			1
HONDURAS	3	1	2		6
HONG KONG	13	8	10		31
HUNGARY	1	2	3		6
INDIA	58	183	108	1	350
INDONESIA	16	6	23		45
IRAN		2	22		24
IRELAND	3	2	3		8
ISRAEL	1	10	12		23
ITALY	11	2	32		45
JAMAICA			2		2
JAPAN	12	14	15		41
JORDAN	4				4
KAZAKHSTAN	2	5	4		11
KENYA	17		2		19
KUWAIT			1		1
KYRGYZSTAN	1	1			2

Country	Bachelor's	Master's	Doctorate	Non-Degree	Total
LEBANON		5	2		7
MACAU	1				1
MACEDONIA	2		4		6
MALAYSIA	5	2			7
MAURITIUS	2	1			3
MEXICO	4	29	22	1	56
MOLDOVA	1				1
MONGOLIA	1				1
MONTENEGRO	2				2
MOROCCO		1	1		2
NAMIBIA			1		1
NEPAL	3	2	2		7
NETHERLANDS	5	2	5		12
NEW ZEALAND	3	3	3		9
NIGERIA	6	9	5	1	21
NORWAY	3	1	1		5
OMAN		1			1
PAKISTAN	9	2	7		18
PANAMA	2	2			4
PARAGUAY	1	2			3
PERU	5	16	10		31
PHILIPPINES	2	5	4		11
POLAND	2	1	5		8
PORTUGAL	3		4		7
ROMANIA			1		1
RUSSIA	3	1	18	1	23
RWANDA	6				6
SAUDI ARABIA	4	2	5		11
SENEGAL	1		1		2
SERBIA	1	2	3		6
SINGAPORE	20	11	11		42
SLOVAKIA	1				1

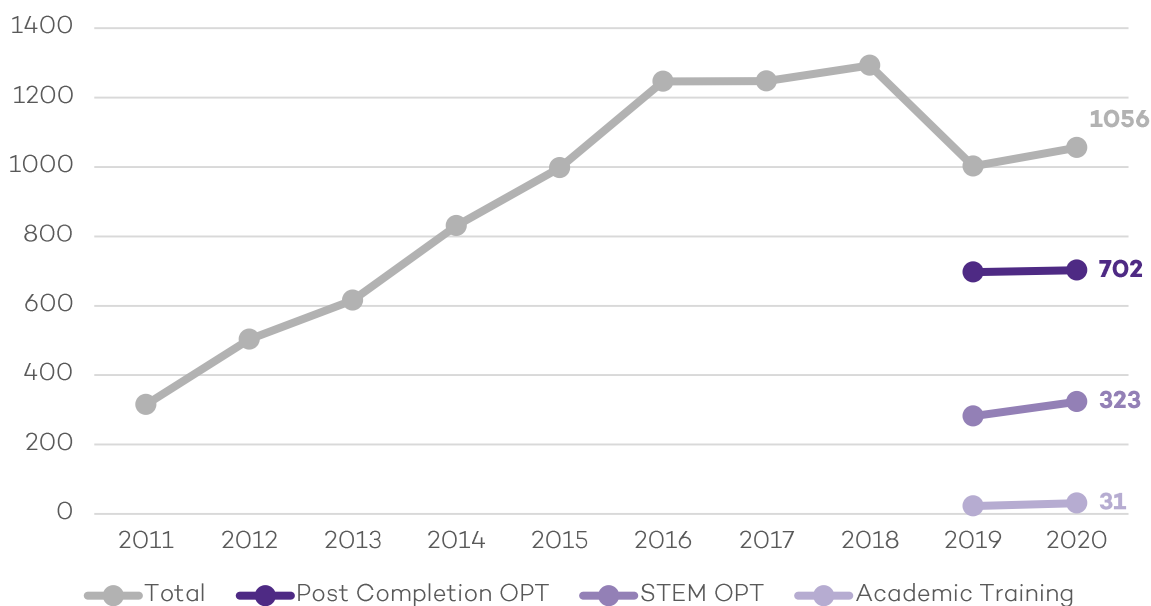
Country	Bachelor's	Master's	Doctorate	Non-Degree	Total
SLOVENIA	1	1			2
SOUTH AFRICA	2		2		4
SOUTH KOREA	45	39	71		155
SPAIN	10	8	5		23
SWAZILAND	2				2
SWEDEN	5	1	3		9
SWITZERLAND		4	3	1	8
SYRIA			1		1
TAIWAN	11	39	27	1	78
TAJIKISTAN	1				1
TANZANIA	1				1
THAILAND	10	14	6		30
TRINIDAD & TOBAGO	1		3		4
TUNISIA	2		2		4
TURKEY	43	7	37		87
UGANDA	1		1		2
UKRAINE	4	2	2	1	9
UNITED ARAB EMIRATES	1				1
UNITED KINGDOM	24	6	17	1	48
URUGUAY			1		1
VENEZUELA	4	3	5		12
VIETNAM	11	6	7		24
WEST BANK	1				1
YEMEN		1	1		2
ZIMBABWE	5		1		6
Total Countries	96	70	83	12	115

Post-Completion Employment Students

Upon completion of their degrees, F-1 international students are eligible for 12 months of employment authorization, known as post-completion Optional Practical Training (OPT). Students who have studied in fields of science, technology, engineering and math (STEM) are eligible for an additional 24 month STEM OPT extension. **There are 1,025 Northwestern alumni currently working on OPT in 37 states throughout the United States.**

J-1 international students are eligible for employment authorization, known as Academic Training, which can be used during and/or after their studies. The duration of their Academic Training can be up to 36 months, depending on their degree level and the duration of their studies. **There are 31 Northwestern alumni currently working on Academic Training in 6 states throughout the United States.**

OISS continues to assist Northwestern alumni to maintain immigration status throughout their period of post-completion employment. OISS advisors regularly communicate and provide advisement on matters of travel and immigration status to this population.



Post-Completion OPT Students

Degree Level



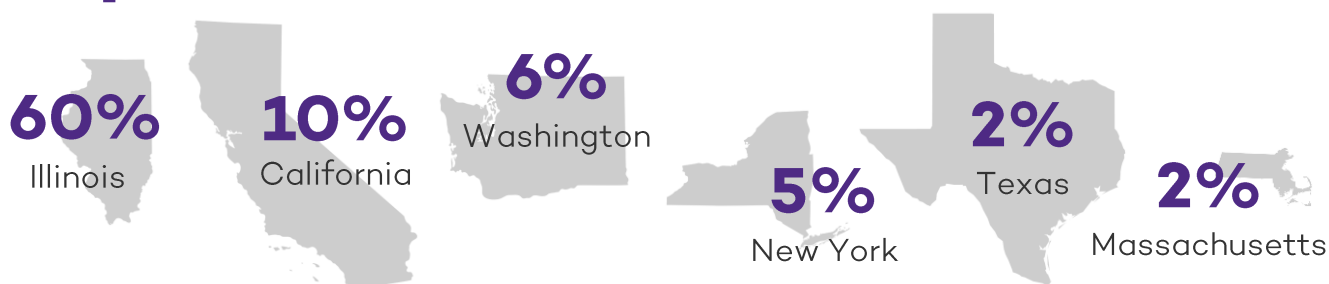
70% Master's
17% Doctorate
13% Bachelor's

Gender

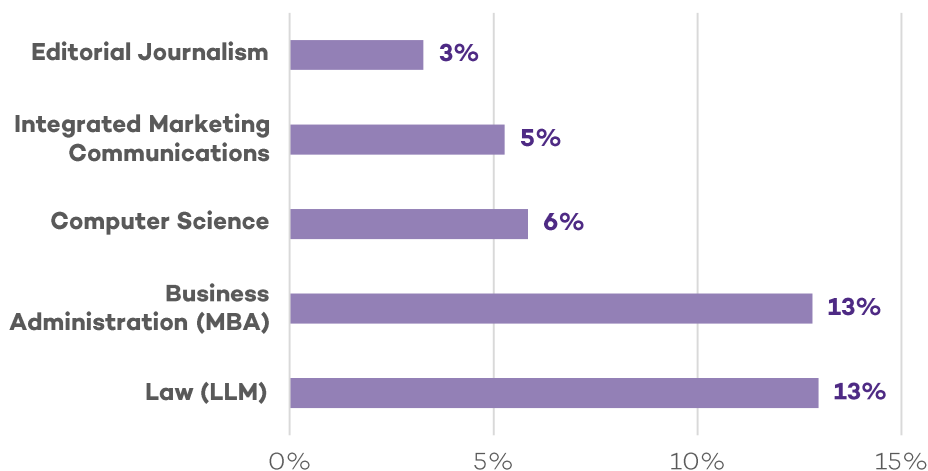


53% Female
47% Male

Top 5 States where alumni work on Post-Completion OPT



Top 5 Academic Programs



STEM OPT Students

Degree Level



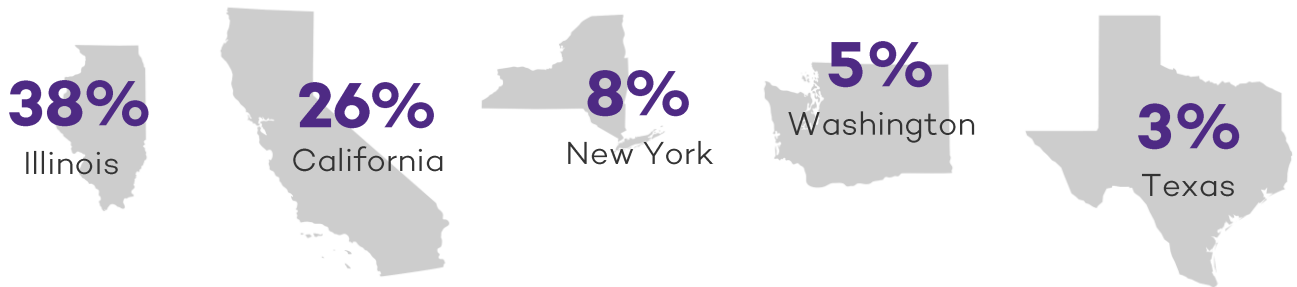
52% Master's
27% Doctorate
21% Bachelor's

Gender


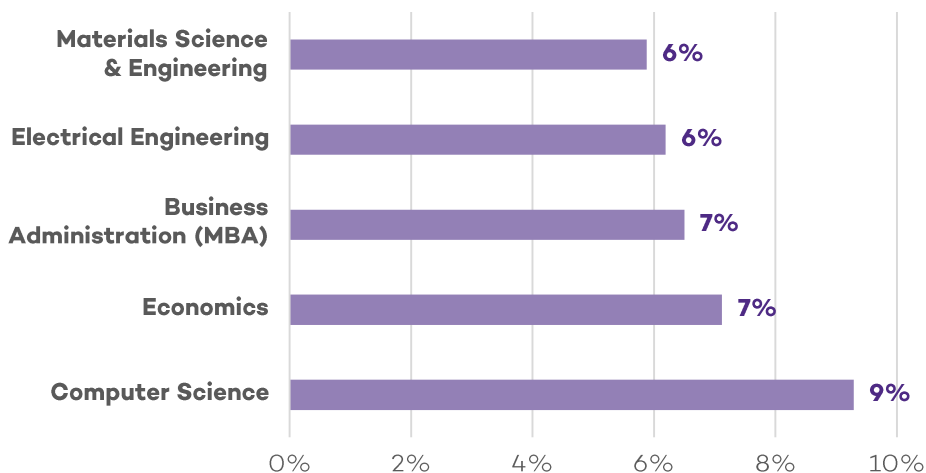


62% Male
38% Female

Top 5 States where alumni work on STEM OPT

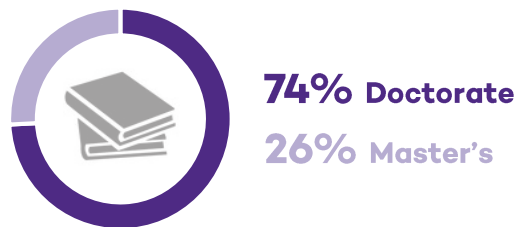


Top 5 Academic Programs

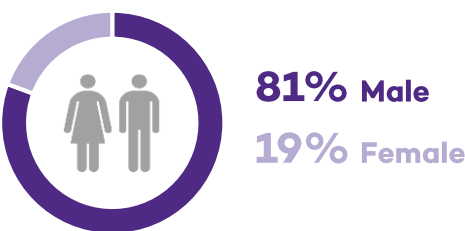


Academic Training Students

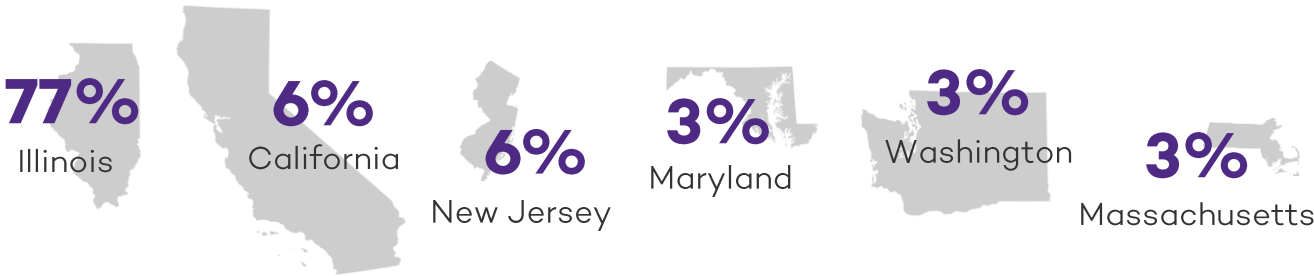
Degree Level



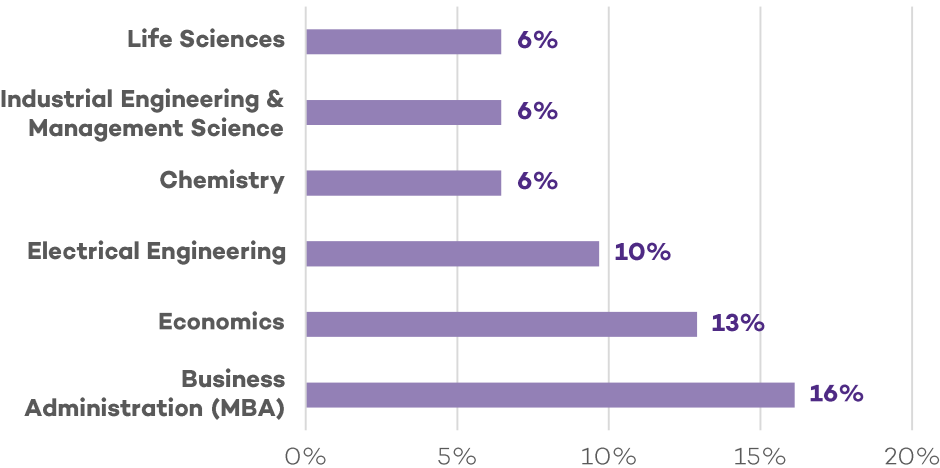
Gender



Top 5 States where alumni work on Academic Training



Top 5 Academic Programs



Scholars

Northwestern University is proud to host hundreds of international scholars each year. Our scholars are a diverse group of employees and visitors who conduct a wide range of activities on campus. **They bring unique expertise from 75 countries to contribute to the university in 22 different disciplines across 34 administrative and academic units campus-wide.**



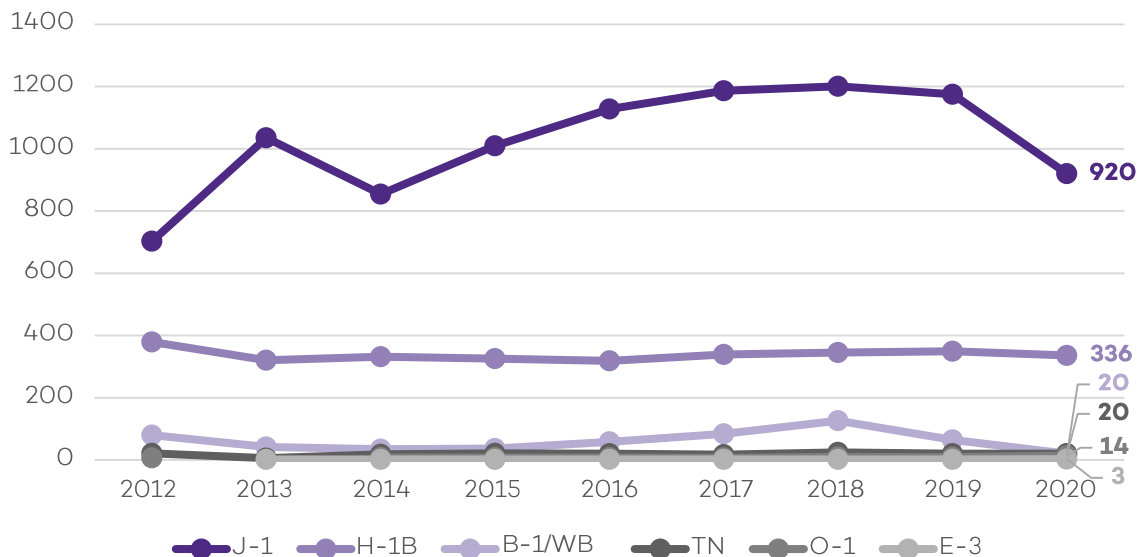
The majority (90%) of the scholar population is on campus to conduct research. These researchers are often appointed as Visiting Scholars, Postdoctoral Fellows, or Research Faculty/Staff. We also host scholars to teach undergraduate and graduate students as Lecturers, College Fellows, and Teaching Faculty. In addition, we have Student Interns who conduct internships across campus. Finally, a small group of our scholars are professional staff members who perform specialized services in areas such as Information Technology, Library Sciences, and Psychology.

Scholars can come to campus in a variety of immigration statuses.

Northwestern University sponsors the following:

- **J-1 Exchange Visitors** in the Research Scholar, Professor, Short-Term Scholar, and Student Intern category. J-1 Scholars come to campus for research, teaching, and collaboration.
- **H-1B employees** are professionals hired to work in specialty skill areas.
- **E-3 employees** are Australian nationals hired to work in specialty skill areas.
- **TN scholars** are Canadian and Mexican nationals employed on campus.
- **O-1 scholars** are employees who have attained national or international acclaim for extraordinary achievements.
- **B-1/WB (visa waiver) visitors** are temporary visitors who come to Northwestern for one-time lectures, observation, or meetings.

Scholars



Primary Activity



90% Research
6% Teaching
2% Short-Term Visit
2% Administration

Gender



61% Male
39% Female

Visa Type

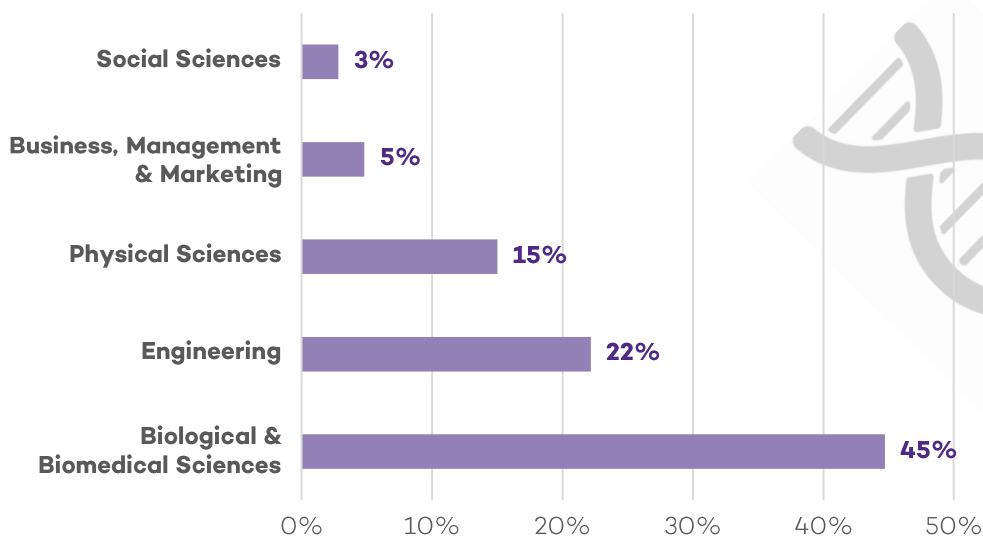


70% J-1 Visa
26% H-1B Visa
1% B-1 Visa or Visa Waiver
1% TN Visa

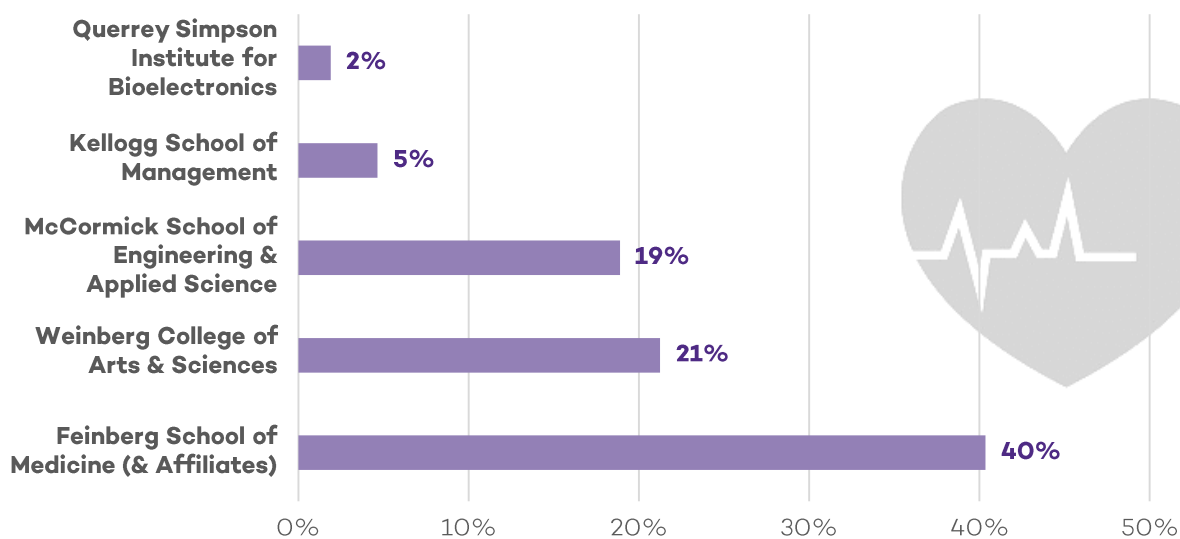
1% TN Visa
1% O-1 Visa
<1% E-3 Visa

Scholars

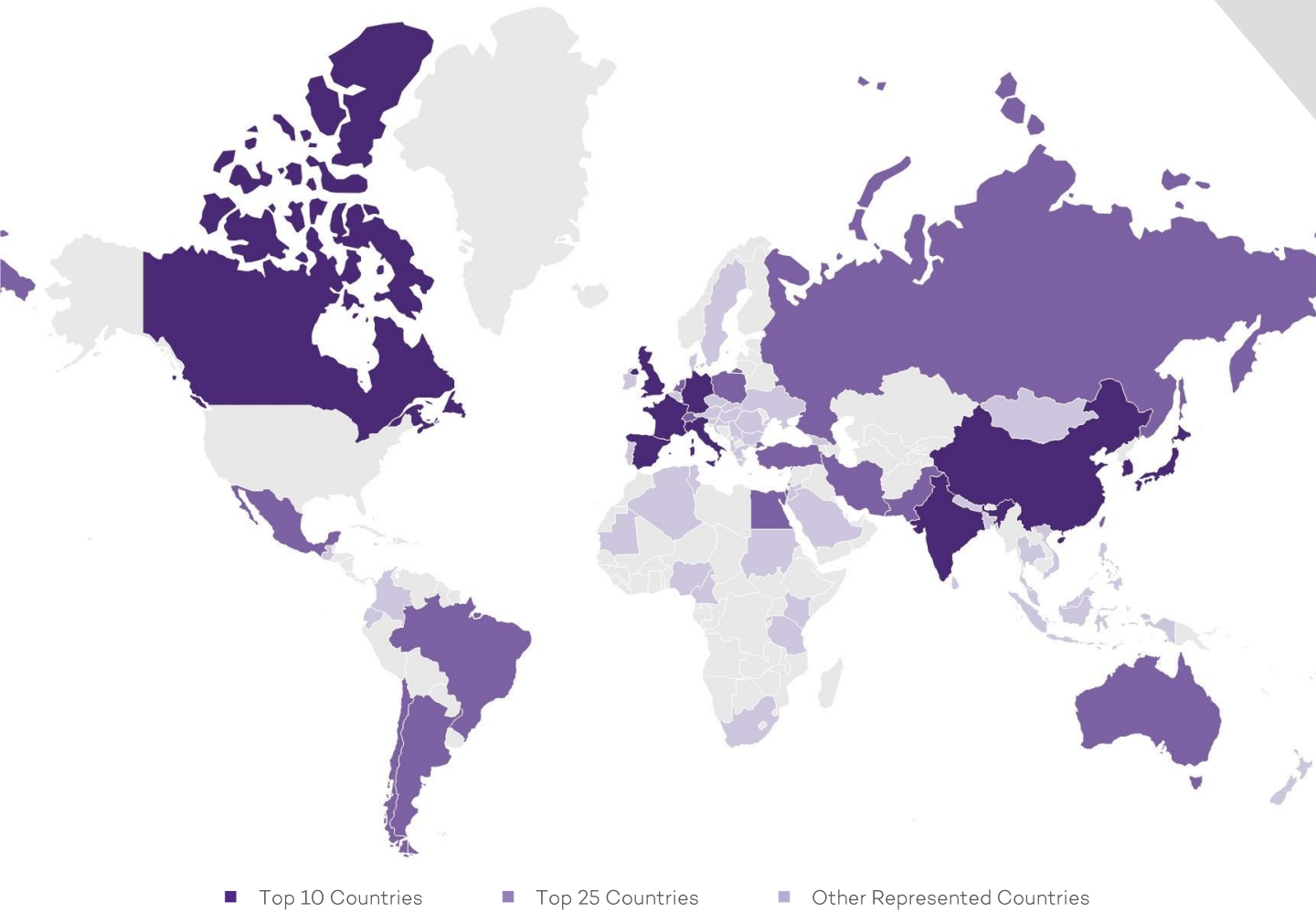
Top 5 Academic Disciplines



Top 5 Northwestern Departments



Top 10 Countries



#1	China	439
#2	India	130
#3	South Korea	97
#4	Italy	67
#5	Canada	49

#6	France	48
#7	Germany	42
#8	Japan	37
#9	Spain	33
#10	United Kingdom	28

Scholar Country Listing

Northwestern continues to welcome a diverse group of international scholars, with **75 countries** represented.


Country	Total	Country	Total
ALBANIA	2	GUATEMALA	1
ALGERIA	1	HONG KONG	4
ARGENTINA	13	HUNGARY	3
AUSTRALIA	12	INDIA	130
AUSTRIA	3	INDONESIA	1
BAHAMAS	1	IRAN	15
BANGLADESH	2	IRELAND	4
BELGIUM	1	ISRAEL	23
BRAZIL	24	ITALY	67
BULGARIA	1	JAMAICA	1
CAMEROON	1	JAPAN	37
CANADA	49	JORDAN	2
CHILE	11	KENYA	1
CHINA	439	KOSOVO	1
COLOMBIA	5	LEBANON	4
CROATIA	2	MALAYSIA	2
CZECH REPUBLIC	1	MAURITANIA	1
DENMARK	3	MEXICO	17
ECUADOR	2	MONGOLIA	1
EGYPT	15	NEPAL	1
FRANCE	48	NETHERLANDS	14
GAMBIA	1	NEW ZEALAND	3
GEORGIA	1	NIGERIA	3
GERMANY	42	PAKISTAN	10
GREECE	9	PHILIPPINES	4

Country	Total	Country	Total
POLAND	10	SRI LANKA	1
PORTUGAL	3	SUDAN	1
ROMANIA	3	SWEDEN	5
RUSSIA	17	SWITZERLAND	13
RWANDA	1	TAIWAN	10
SAINT LUCIA	2	TANZANIA	2
SAUDI ARABIA	1	THAILAND	2
SERBIA	2	TUNISIA	1
SLOVAKIA	1	TURKEY	25
SLOVENIA	4	UKRAINE	2
SOUTH AFRICA	4	UNITED KINGDOM	28
SOUTH KOREA	97	VIETNAM	6
SPAIN	33		

Dependents

Students and scholars (principals) may bring their spouse and children (under the age of 21) to the United States as dependents to live with them for the duration of their stay. **Northwestern currently sponsors 855 dependent spouses and children**, whom the OISS supports by connecting them to local community resources and hosting programs for families.

Relationship to principal



68% Spouses
32% Children

Activity of principal



58% Scholar
42% Student

Visa Type




65% J-2 Visa
29% F-2 Visa
6% H-4 Visa
0.2% TD Visa

Top 5 Countries



10%
South Korea



Methodology

Statistics on Northwestern's international students and scholars were compiled using a combination of internal OISS records and the US Department of Homeland Security's Student & Exchange Visitor Information System (SEVIS). In order to achieve comprehensive, accurate and consistent measures of our community, members were identified and counted using the methodologies outlined below:

Enrolled Students are defined as international visitors enrolled in coursework who require immigration sponsorship through Northwestern. This includes both degree-seeking and non-degree-seeking students on F-1 and J-1 visas. These numbers include students who engaged in short-term programs in Summer 2020 as well as students who were enrolled in a program in the 2020-21 academic year.

Post-Completion Employment Students are defined as international visitors who have completed degree programs and hold employment authorization that requires immigration sponsorship from Northwestern. This includes J-1 students who completed their degree program prior to the 2020-21 academic year who were on active periods of Academic Training; and F-1 students who completed their degree program prior to the 2020-21 academic year, and whose Optional Practical Training (OPT) authorization status was either requested, pending, or approved during Fall 2020. Students on approved post-completion OPT who also had a requested or pending status for STEM OPT were counted as post-completion OPT students.

Scholars are defined as international visitors who are not enrolled in coursework and require immigration sponsorship through Northwestern. This includes faculty, staff, Postdoctoral Fellows, Research Associates, Visiting Scholars, and other short-term visitors. These numbers include scholars who were active in a program from October 1, 2019 through September 30, 2020. If a scholar changed immigration status during the year, only the most recent status was counted.

Dependents are defined as the spouses and children (under the age of 21) of the enrolled students, post-completion employment students, and scholars defined above.

Appendix: COVID-19

The COVID-19 pandemic had significant impacts on international students at Northwestern University. Along with their domestic peers, international students faced not only concerns for their physical health, but also such changes as new modes of instructions, mask and social distancing requirements, and limited campus activities.

However, international students also faced unique and unprecedented obstacles as they sought to begin or continue their academic programs at Northwestern this Fall, including embassy closures, international travel restrictions, additional quarantine requirements, new sleep schedules to attend class from time zones across the world, concerns about how their eligibility for practical training employment opportunities could be affected, rapidly changing federal immigration policies, and growing pandemic-fueled xenophobia.

This appendix highlights how these challenges impacted our international student population and the decisions they made to pursue their education at Northwestern University in the Fall of 2020.



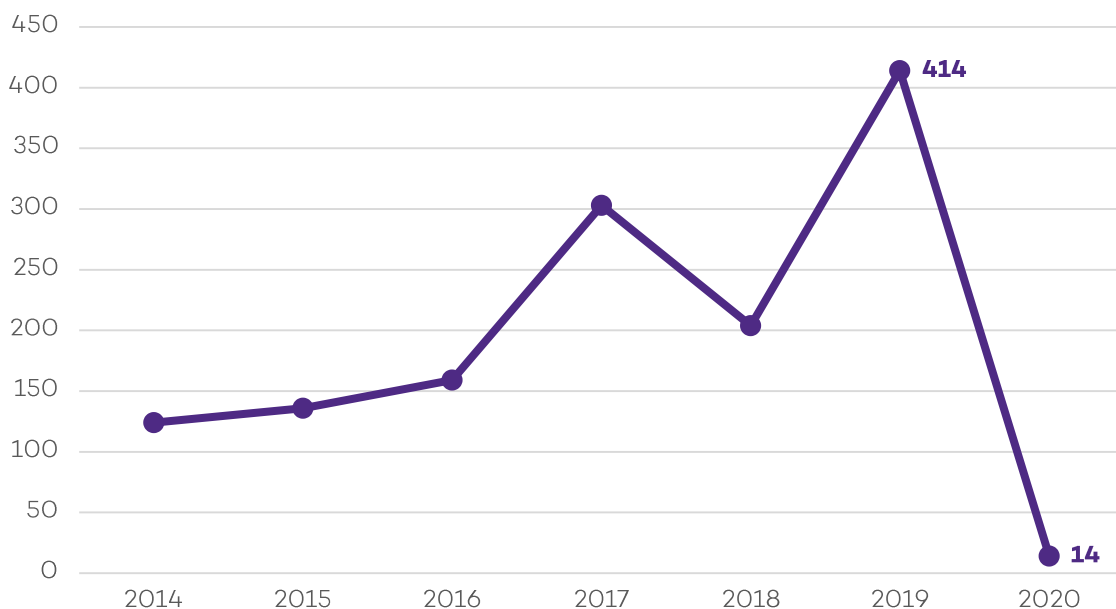
COVID-19:

Non-Degree Students

In response to COVID-19, many short-term and exchange programs were cancelled, postponed, or converted to remote instruction during the Summer and Fall of 2020, contributing to a significant decrease in the international non-degree student population for this academic year. **International non-degree student enrollment was down 97% from the 2019-20 academic year.**

Affected programs which regularly contribute non-degree international students saw the following declines in enrollment from the previous year:

- Kellogg School of Management exchanges
 - Kellogg MBA Exchange **-85%**
 - Sasin EMBA Global Program **-100%**
 - WHU MBA International Studies Program **-100%**
- Center for Talent Development Summer Programs **-100%**
- Global Learning Office Undergraduate Exchange Program **-92%**
- Pritzker School of Law Student Exchange Program **-91%**
- Medill IMC Graduate Exchange Program **-100%**
- School of Professional Studies College Prep Program **-100%**



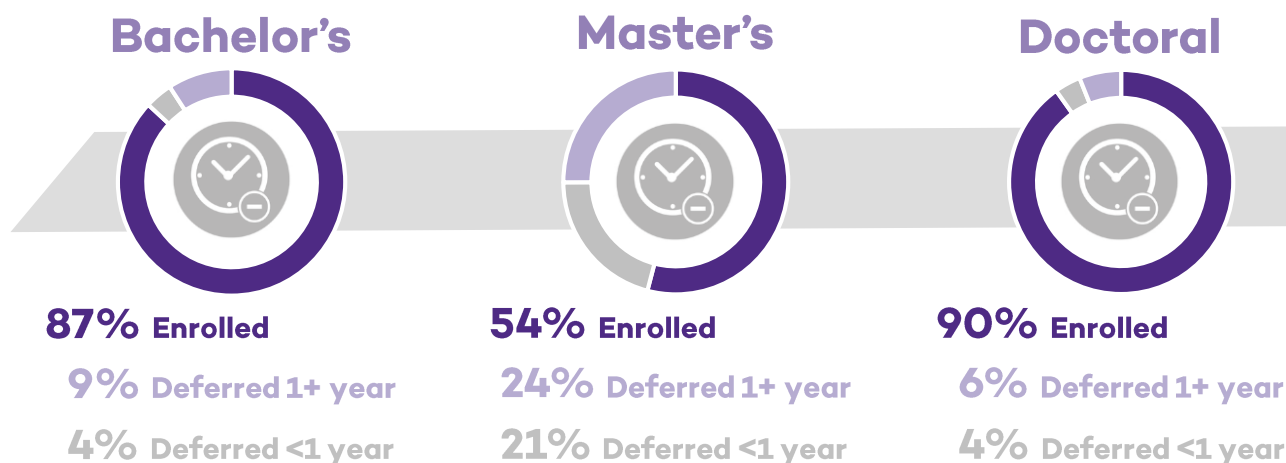
COVID-19: Deferred Enrollment

While new Fall enrollment at Northwestern has been in decline for the past two years, consistent with trends seen nationwide, the OISS received 1,441 immigration document requests from newly admitted international students for Fall 2020, exhibiting an increase from academic years 2018-19 and 2019-20.

However, due to the effects of the COVID-19 pandemic, **34% of admitted students decided not to begin their academic programs as planned.** Of these students, 15% chose to defer their admission to a future quarter in the 2020-21 academic year, while 19% opted to defer their admission to a future academic year or to not attend altogether.

Master's students were the most likely to defer their enrollment, with 46% choosing to delay the start of their studies. Comparatively, only 13% of Bachelor's and 10% of Doctoral students deferred their enrollment.

These deferrals contributed to a **29% decrease in new Fall enrollment**, making the Fall 2020 incoming class the smallest in the past decade.

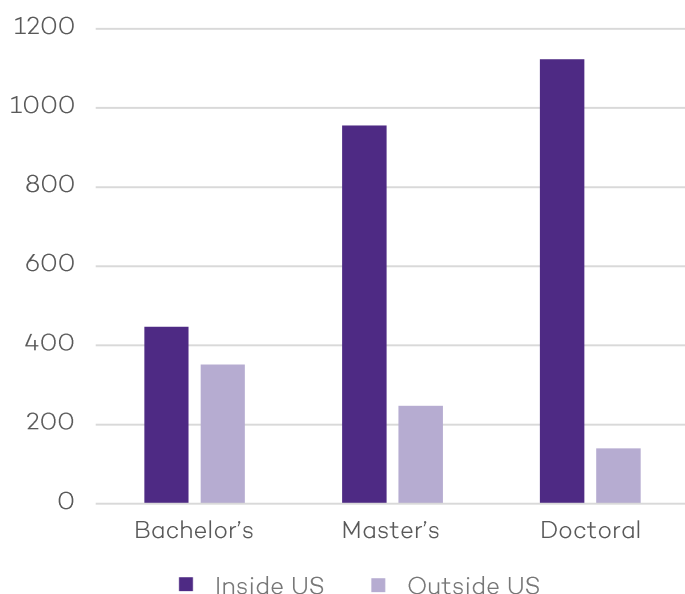
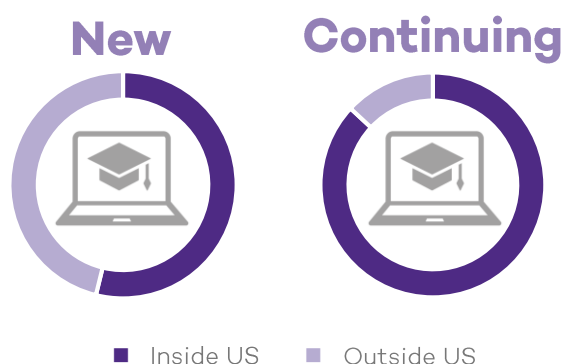


COVID-19: Remote Instruction

The COVID-19 pandemic posed significant challenges to international students' ability to study from within the United States. In addition to the health and safety concerns associated with travel, many faced bureaucratic obstacles in the form of embassy closures and international travel restrictions. As Northwestern provided most instruction remotely during Fall 2020 through online courses, **23% of international students opted to engage in study from outside the United States.**

New students were the most likely to study remotely, with 46% beginning their programs remotely from their home countries.

Meanwhile, our best estimates indicate that of continuing students, who had been active in study prior to COVID-19, only 13% remained outside the United States.



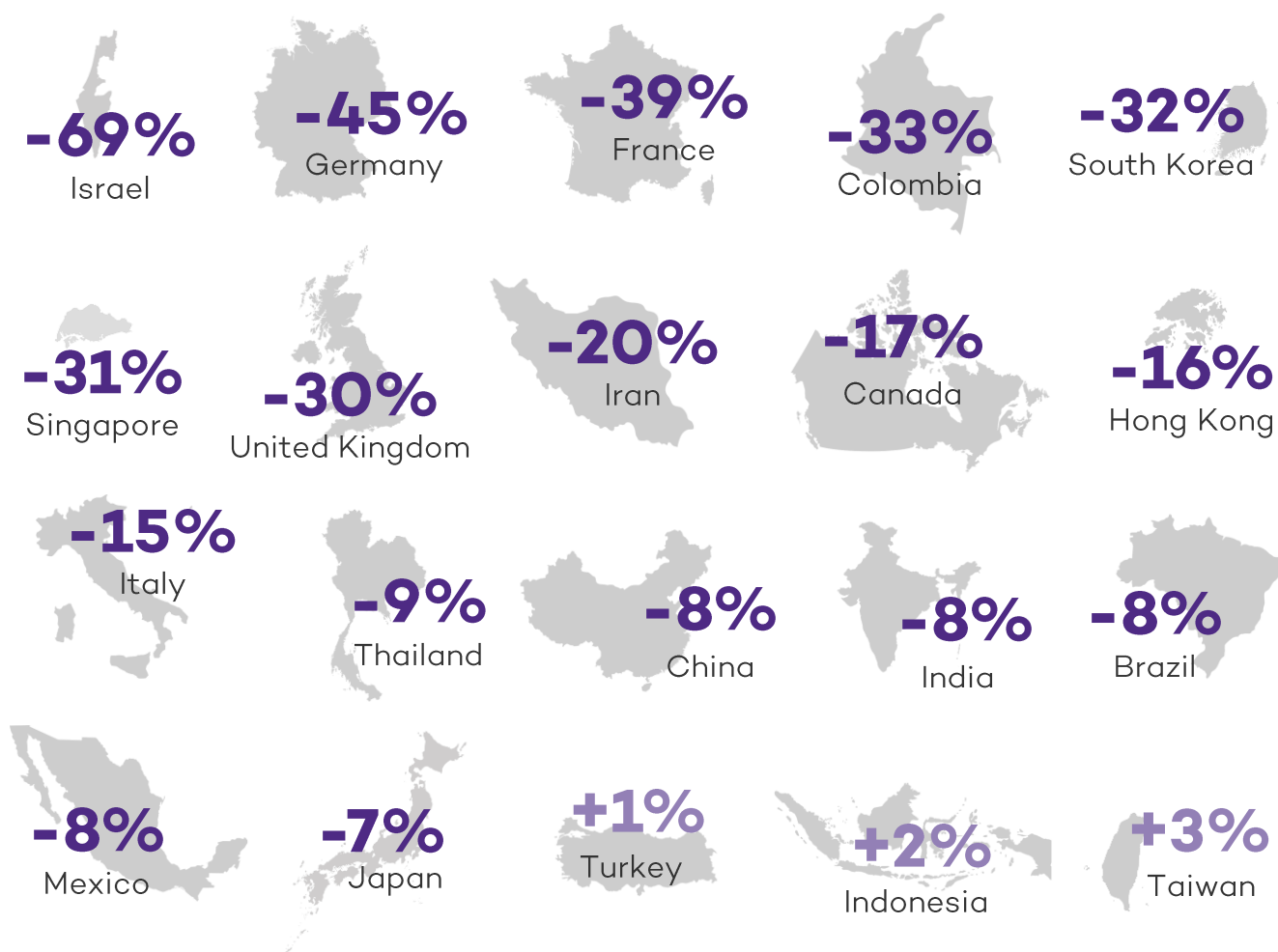
An effort to de-densify the campus that impacted first and second-year undergraduate students led to significant differences between degree levels.

While 44% of Bachelor's students engaged in study remotely from outside the United States, only 21% of Master's students and 11% of Doctoral students did so.

COVID-19: Impact on Top 20 Countries

As a global pandemic, COVID-19 impacted all countries around the world. As a result, in academic year 2020-21, the number of students enrolling from 98 countries remained flat or declined from 2019-20 leading to a **13% decline in overall international student enrollment**.

The top 20 countries, which have regularly contributed 30+ degree-seeking students in previous years, saw an average drop in enrollment of 14%; however, each country was not impacted in the same way. While most countries saw significant decreases, some did have marginal increases in enrollment.



OISS Staff

Geet Vanaik
Director

Adam Blough
Advisor, Kellogg School
of Management

Angelica Garcia-Fisher
Advisor

Ryan Radebaugh
Program Coordinator

Theresa Johnson
Assistant Director,
Scholar Services

Stephanie Cisneros
Advisor

Cara Lawson
Advisor

Mark Zajac
SEVIS Coordinator

Taya Carothers
Assistant Director,
Advising Services

Ariana Drule
Advisor

Emlyn Torres
Advisor

Jennifer Mok
Program Assistant

630 Dartmouth Place
Evanston, IL 60208

1902 Sheridan Road
Evanston, IL 60208

710 N Lake Shore Drive
Abbott Hall, Suite 305
Chicago, IL 60611

847.491.5613

intoff@northwestern.edu

www.northwestern.edu/international





Northwestern

OFFICE OF INTERNATIONAL STUDENT
AND SCHOLAR SERVICES