



International Student & Scholar Statistics 2019-2020

Northwestern

OFFICE OF INTERNATIONAL STUDENT
AND SCHOLAR SERVICES

A Message from the Office of International Student & Scholar Services

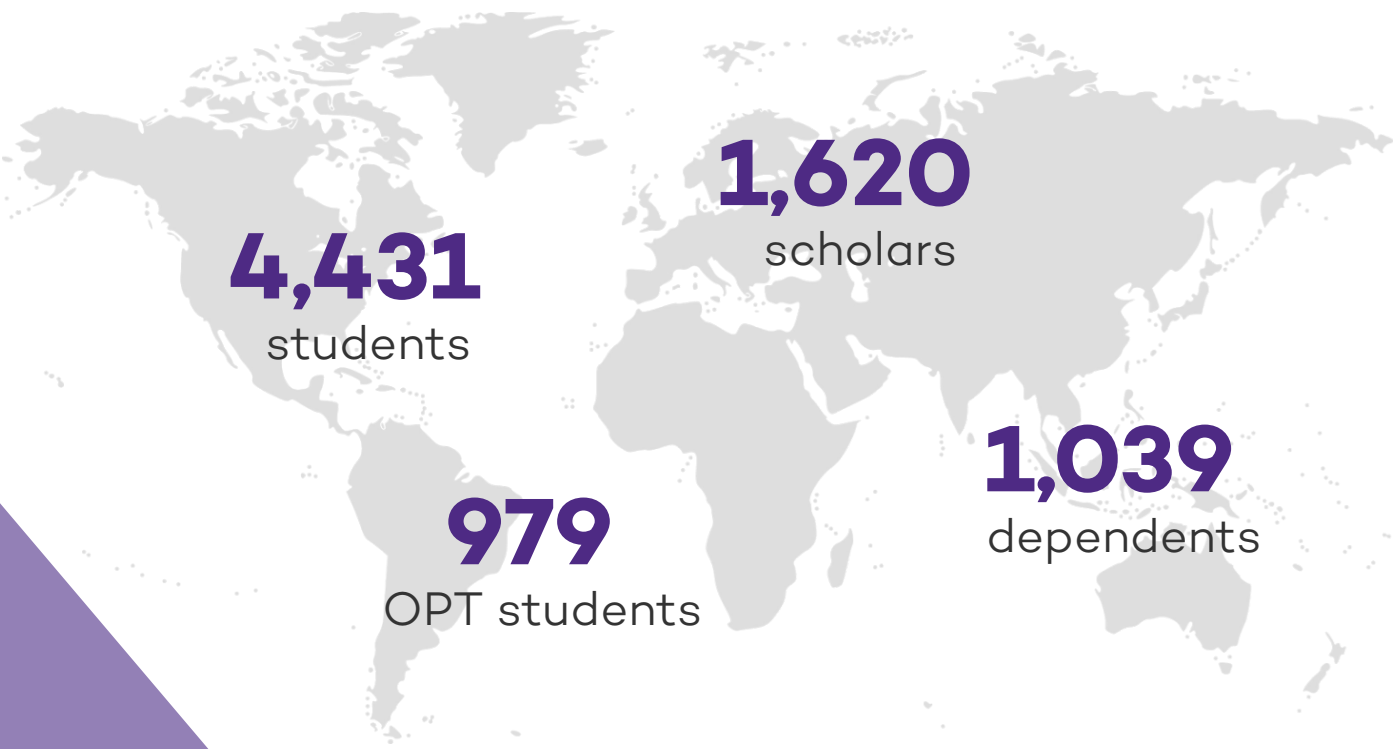
As part of Northwestern's Buffett Institute for Global Affairs, the Office of International Student & Scholar Services (OISS) provides professional support and advising services to international students and scholars at Northwestern University regarding their immigration and academic status in the United States. The OISS is committed to providing quality advising services and supportive programming to students, scholars, and their dependents. **Northwestern welcomed 1,320 new international students in Fall 2019 and sponsors over 8,000 visitors from nearly 130 countries.**

According to the Open Doors report, published by the Institute of International Education, over 1 million international students are studying at U.S. colleges and universities for the fourth year in a row. The report goes on to indicate that international students contributed \$41 billion to the US economy and supported nearly 460,000 jobs nationally during the 2018-2019 academic year. Closer to home, international students and their dependents contributed more than \$1.9 billion to the economy in Illinois. **Northwestern international students and their dependents contributed almost \$270 million to the local economy and supported over 4,100 jobs.** This reinforces the notion that international students not only bring a diverse perspective to the academic discussion, but also contribute significantly to the national, state, and local economies.

Our goal is to help the international students, scholars, and Northwestern faculty and staff navigate the many complexities associated with student and employment-based visa classifications within the Northwestern community. We are committed to providing accurate information and the highest quality of service, taking into account institutional policies and ever-changing federal regulations.



Northwestern's International Community



4,431
students

1,620
scholars

979
OPT students

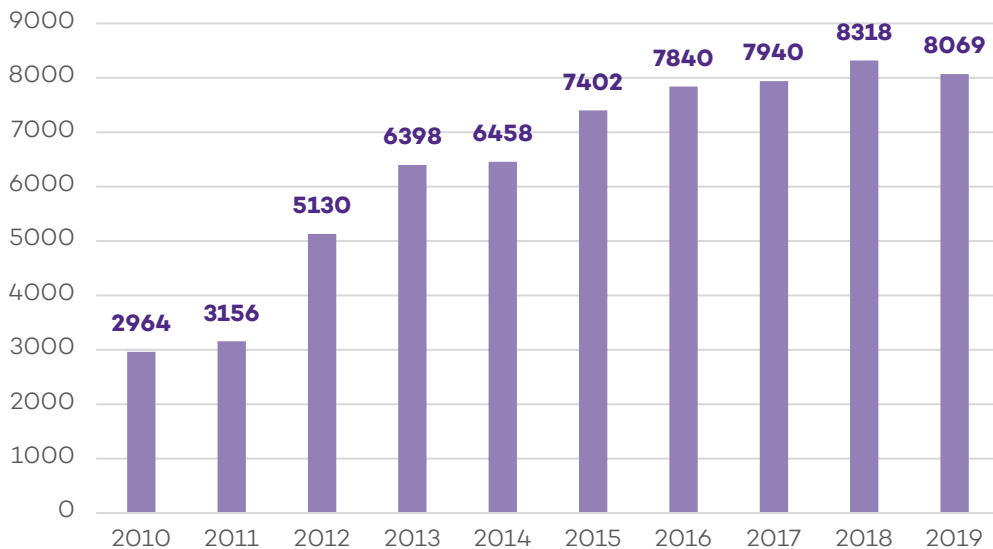
1,039
dependents

The OISS maintains statistics only for the members of the Northwestern community who receive visa sponsorship through our office, including F-1 and J-1 students; J-1 scholars; H-1B, TN, O-1 and E-3 employees; B-1 visitors; and any of their dependents.

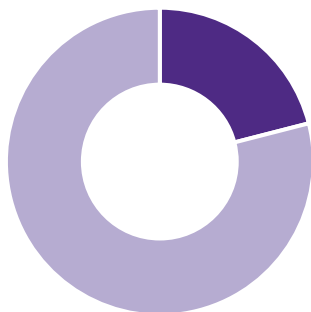
Many members of Northwestern's international community receive sponsorship through other institutions, including students on F-2, J-2, L-1, L-2, H-1B or H-4 visas; J-1 students with third party sponsorship; employees with an Employment Authorization Document (EAD) including F-1 OPT students, J-2 dependents and asylees; and students or employees holding Legal Permanent Resident (LPR) status. These members of our community are not included in this report.

Northwestern's International Community

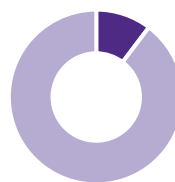
Over the past decade, Northwestern's international community has grown by nearly **175%** and is currently made up of **8,069 members** from **129 countries**.



International students are an integral part of Northwestern's student body, accounting for **22%** of all full-time students.



22%
of **Northwestern's**
full-time students
are international



10%
of full-time
undergraduate
students are
international



32%
of full-time
graduate
students are
international

Student Profile

Degree Level



43%
Master's

28%
Doctorate

19%
Bachelor's

10%
Non-degree

Visa Type



92%
F-1 Visa

8%
J-1 Visa

Gender



55%
Male

45%
Female

Top 10 Countries

1,721

China

415

India

239

South Korea

229

Canada

117

Brazil

92

Thailand

92

Turkey

83

Taiwan

71

Singapore

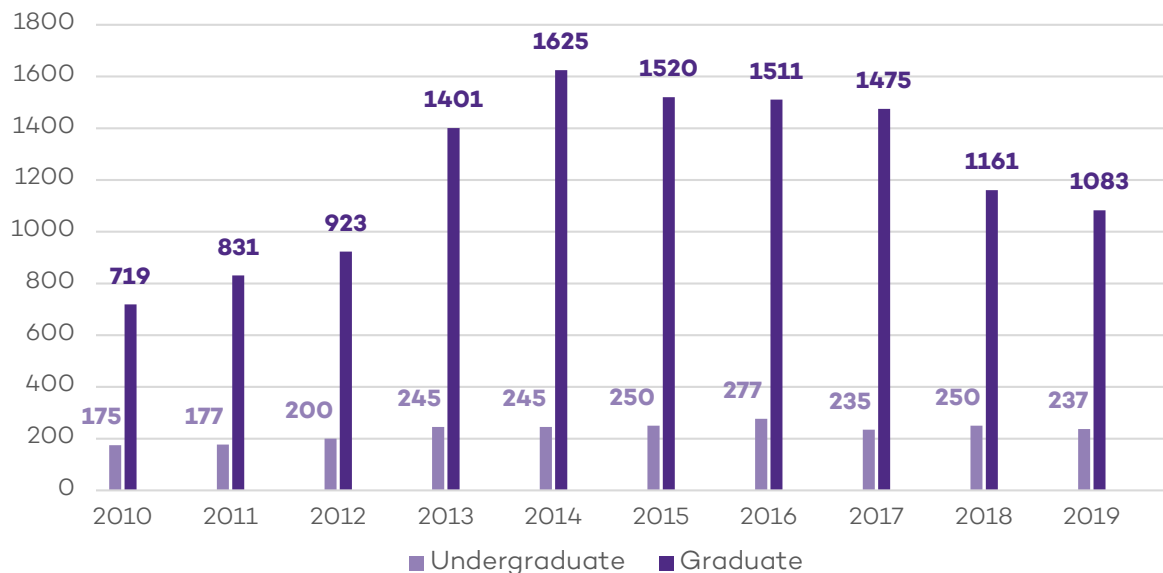
70

Israel

70

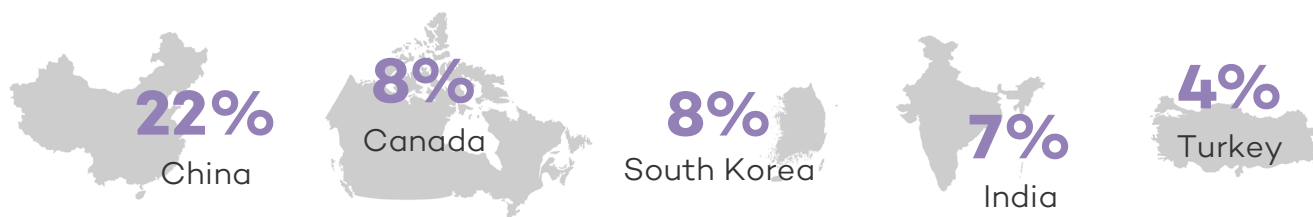
United Kingdom

New Fall Enrollment



Top Countries for New Students

Undergraduate Students



Graduate Students



Bachelor's Students

Gender



51%
Male

49%
Female

Visa Type



98%
F-1 Visa

2%
J-1 Visa

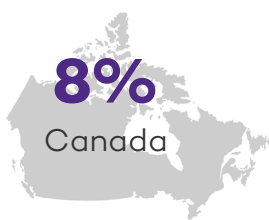
Top 5 Countries



22%
China



8%
India



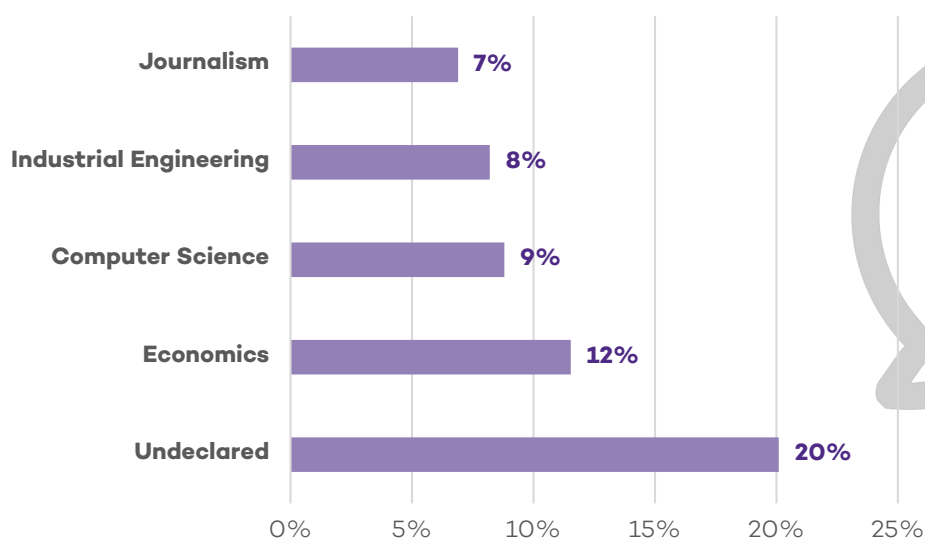
8%
Canada

8%
South Korea



8%
Turkey

Top 5 Academic Programs



Master's Students

Gender



54%
Male

46%
Female

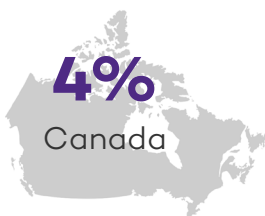
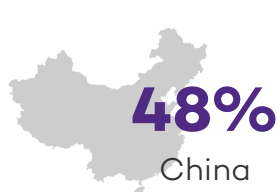
Visa Type



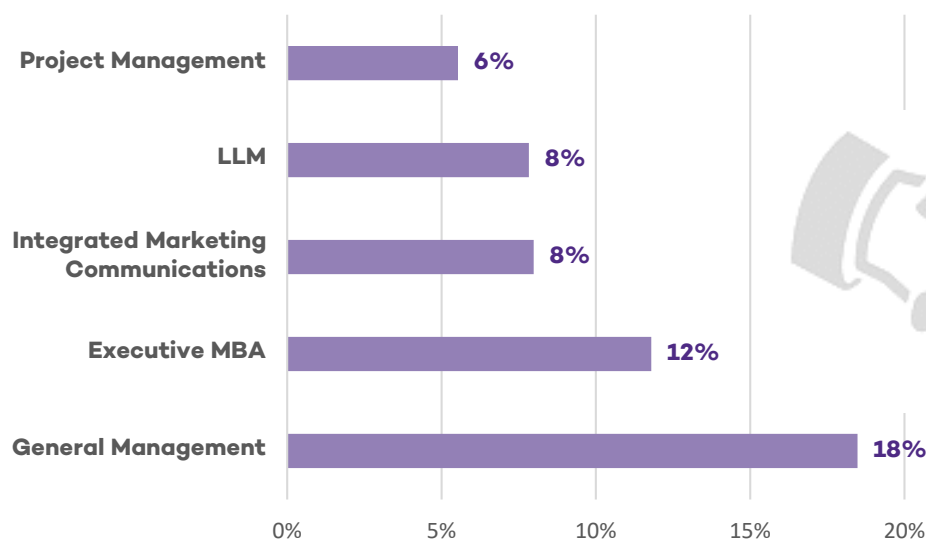
98%
F-1 Visa

2%
J-1 Visa

Top 5 Countries



Top 5 Academic Programs



Doctoral Students

Gender



60%
Male

40%
Female

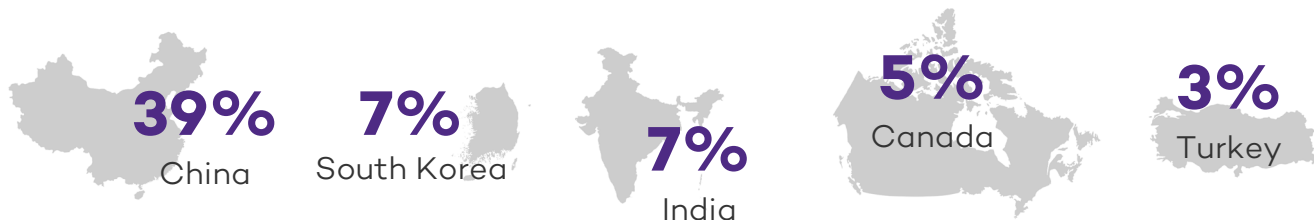
Visa Type



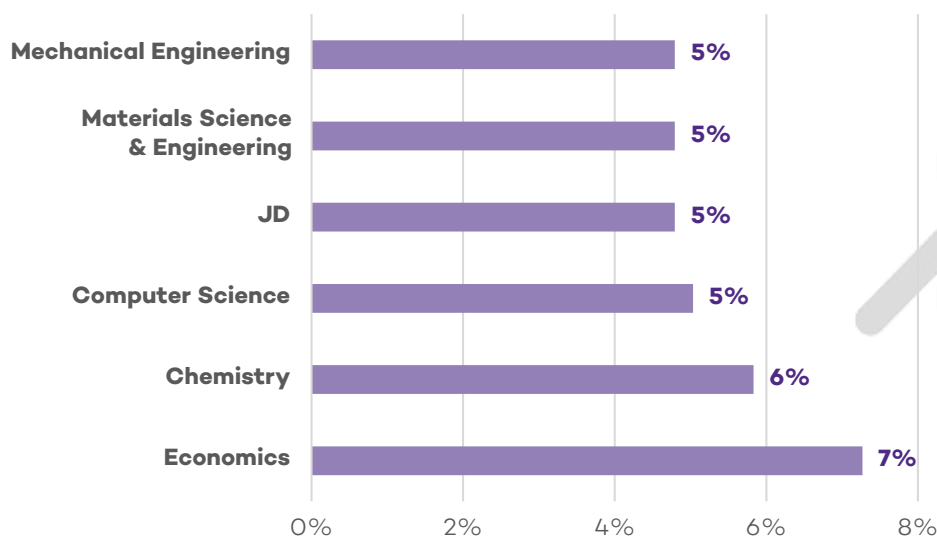
90%
F-1 Visa

10%
J-1 Visa

Top 5 Countries



Top 5 Academic Programs



Student Country Listing

This year, Northwestern welcomed its most diverse international student body, with students from a record **122 countries**.

Country	Bachelor's	Master's	Doctorate	Non-Degree	Total
AFGHANISTAN			1		1
ALBANIA	1				1
ARGENTINA		8	8	3	19
ARMENIA	1				1
AUSTRALIA	12	9	7	7	35
AUSTRIA	2	1	1	2	6
BANGLADESH	1		8		9
BELARUS	1		1	1	3
BELGIUM	3	4	2	1	10
BOLIVIA	2		1	2	5
BOSNIA & HERZEGOVINA	2	1			3
BOTSWANA	2				2
BRAZIL	28	59	26	4	117
BULGARIA	2	1			3
BURMA	1	1	1		3
BURUNDI	2				2
CAMBODIA	3		2		5
CAMEROON	1				1
CANADA	66	86	61	16	229
CHILE	3	21	11	6	41
CHINA	184	924	490	123	1721
COLOMBIA	5	20	20	8	53
COSTA RICA	2	3	1	1	7
CROATIA	1		1		2
CUBA			1		1
CYPRUS		1	1	1	3

Country	Bachelor's	Master's	Doctorate	Non-Degree	Total
CZECH REPUBLIC	4				4
DENMARK	1		3	1	5
DOMINICAN REPUBLIC	2	3		2	7
ECUADOR	1	3	4	2	10
EGYPT	3	2	3	1	9
EL SALVADOR	2	3			5
ETHIOPIA	1		1		2
FRANCE	9	23	24	6	62
GEORGIA		1			1
GERMANY	5	22	17	25	69
GHANA	1	1	3		5
GREECE	15	2	6	1	24
GUATEMALA	3		2		5
GUYANA			1		1
HAITI		2			2
HONDURAS	2	1			3
HONG KONG	11	15	11	3	40
HUNGARY		3	4		7
ICELAND			1		1
INDIA	69	231	81	34	415
INDONESIA	17	6	21	2	46
IRAN		4	26		30
IRAQ	1			1	2
IRELAND	4		3		7
ISRAEL		55	13	2	70
ITALY	12	11	30	8	61
JAMAICA			3		3
JAPAN	8	19	17	4	48
JORDAN	6	4		2	12
KAZAKHSTAN	1	7	3		11
KENYA	13	1	2		16
KUWAIT			1		1

Country	Bachelor's	Master's	Doctorate	Non-Degree	Total
KYRGYZSTAN	1	1			2
LEBANON	2	6	3	3	14
LIECHTENSTEIN		1			1
LITHUANIA	1				1
LUXEMBOURG		1			1
MACAU	1	2			3
MACEDONIA	2		4		6
MADAGASCAR		1			1
MALAYSIA	2	4	1	2	9
MALI		1			1
MAURITIUS	2	1			3
MEXICO	1	40	19	7	67
MOLDOVA	1				1
MONTENEGRO	2				2
MOROCCO	1	1	1	1	4
NAMIBIA			1		1
NEPAL	3	3	3		9
NETHERLANDS	7	6	6	2	21
NEW ZEALAND	4	4	4		12
NICARAGUA		1			1
NIGERIA	6	14	4	2	26
NORWAY	5		2		7
OMAN		1			1
PAKISTAN	9	7	7	1	24
PANAMA	2	2			4
PARAGUAY	1				1
PERU	4	24	10	5	43
PHILIPPINES	2	7	4	2	15
POLAND	1	1	4		6
PORTUGAL	3	3	3	2	11
QATAR	3				3
ROMANIA		1		1	2

Country	Bachelor's	Master's	Doctorate	Non-Degree	Total
RUSSIA	1	6	15	1	23
RWANDA	6				6
SAUDI ARABIA	6	3	5	7	21
SENEGAL			1		1
SERBIA	1	3	5		9
SINGAPORE	30	22	9	10	71
SLOVAKIA	2	2			4
SLOVENIA	1		1		2
SOUTH AFRICA	3	2	2	1	8
SOUTH KOREA	66	76	86	11	239
SPAIN	10	17	7	1	35
SRI LANKA	1	1			2
SWAZILAND	2				2
SWEDEN	5	1	2	1	9
SWITZERLAND		3	2	3	8
SYRIA	1		1		2
TAIWAN	12	36	27	8	83
TANZANIA				1	1
THAILAND	11	14	8	59	92
TRINIDAD & TOBAGO	2		2		4
TUNISIA	3		2		5
TURKEY	45	4	37	6	92
UGANDA	1				1
UKRAINE	5	2	2		9
UNITED ARAB EMIRATES	2				2
UNITED KINGDOM	32	17	18	3	70
URUGUAY		1	1		2
VENEZUELA	4	10	4		18
VIETNAM	9	5	11	5	30
WEST BANK	1	1			2
YEMEN			1		1
ZIMBABWE	5		2		7


OPT Student Profile

Upon completion of their degree, F-1 international students are eligible for 12 months of employment authorization, known as post-completion Optional Practical Training (OPT). Students who have studied in a STEM field are eligible for an additional 24-month STEM OPT extension. **There are 979 Northwestern alumni currently working on OPT in 34 states throughout the United States**, for whom the OISS advises on matters of travel and maintenance of immigration status.



697

Post-completion OPT



282

STEM OPT

Degree Level



67%
Master's

17%
Doctorate

16%
Bachelor's

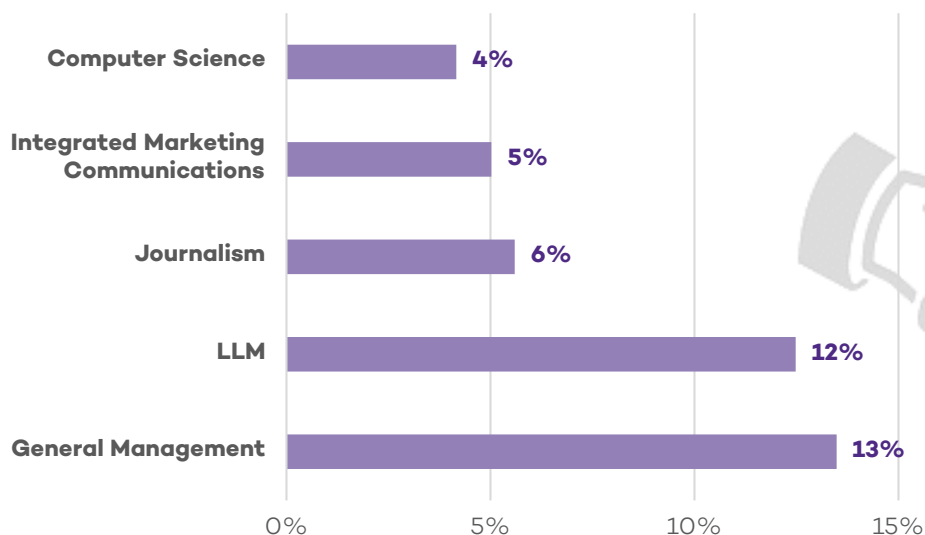
Top 5 States



OPT Students

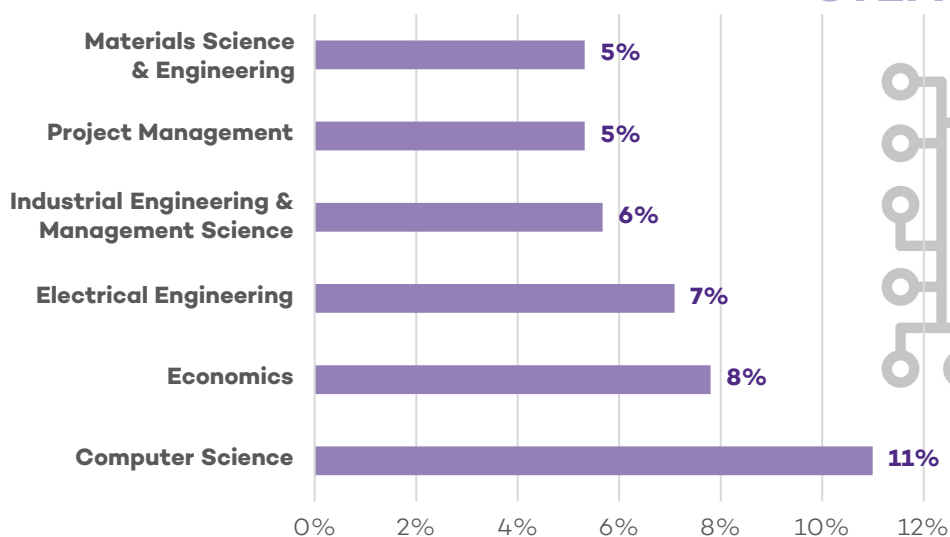
Top 5 Academic Programs

Post-Completion OPT



Top 5 Academic Programs

STEM OPT



Scholar Profile

Primary Activity



89%
Research

5%
Teaching

4%
Short-Term
Visit

2%
Administration

Visa Type



72%
J-1 Visa

22%
H-1B Visa

4 %
B-1 Visa or
Visa Waiver

1%
TN Visa

1%
O-1 Visa

0.1%
E-3 Visa

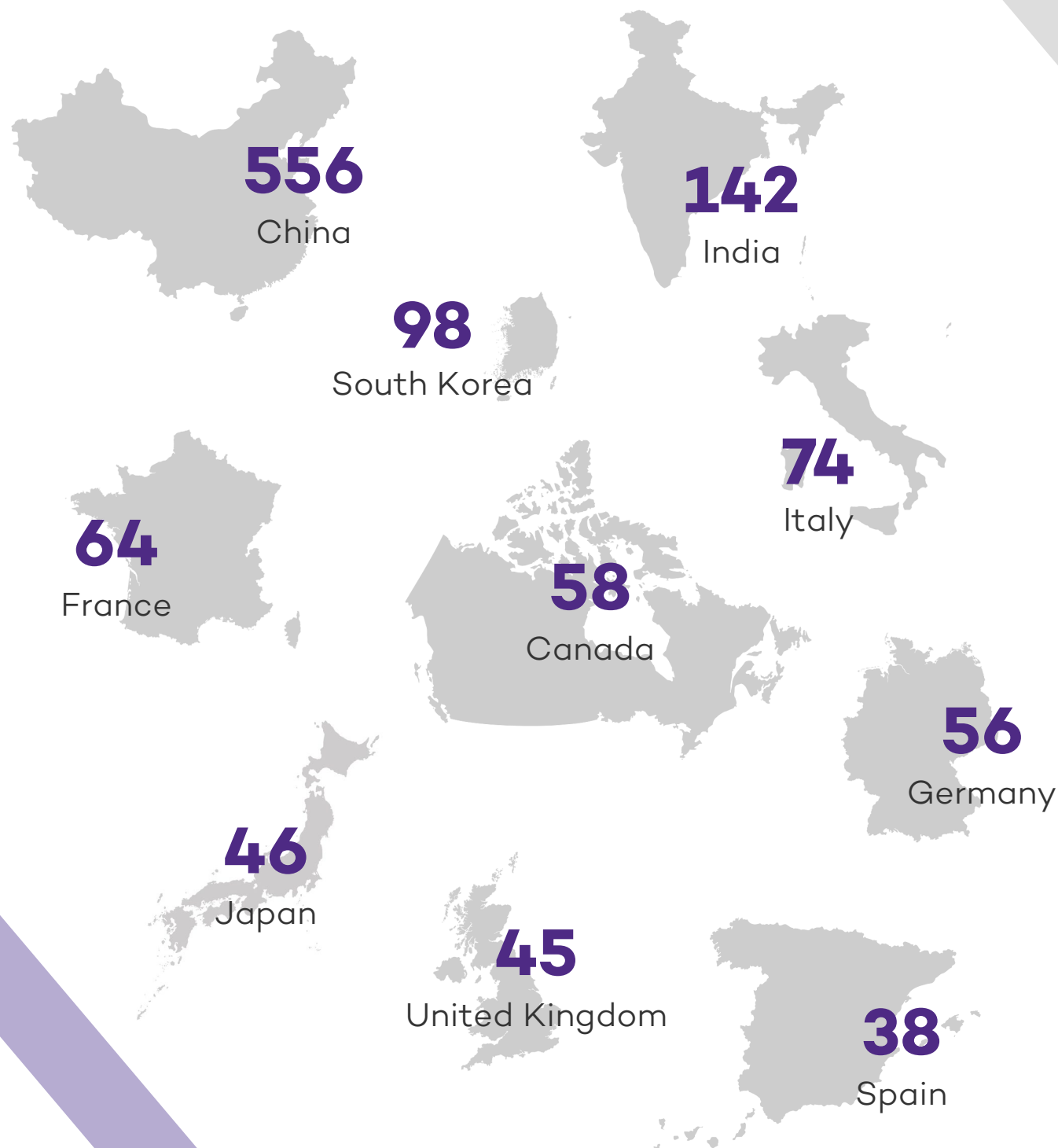
Gender



62%
Male

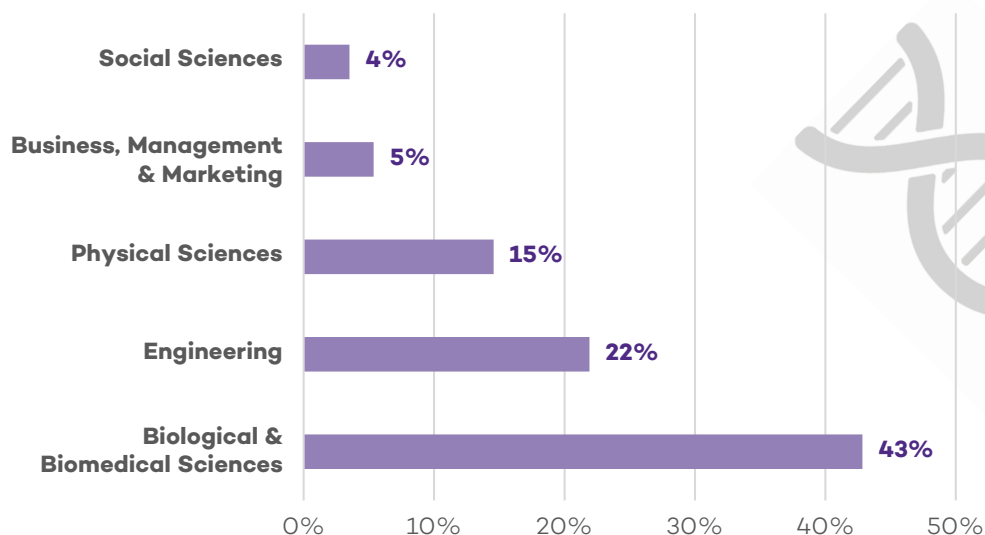
38%
Female

Top 10 Countries

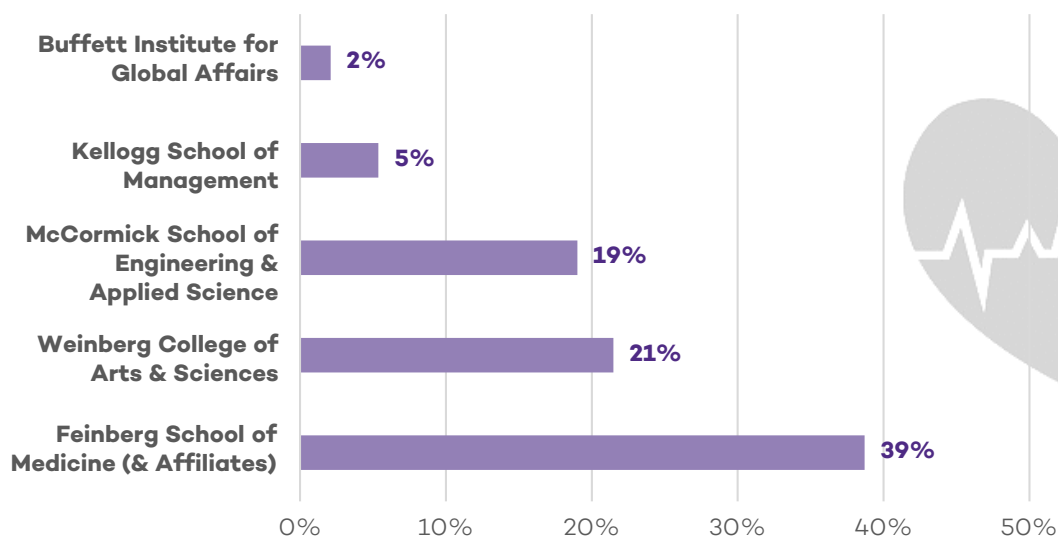


Scholars

Top 5 Academic Disciplines



Top 5 Northwestern Departments



Scholar Country Listing

For the second year in a row, Northwestern welcomed its most diverse group of international scholars, with **86 countries** represented.

Country	Total	Country	Total
ALBANIA	1	GERMANY	56
ALGERIA	1	GHANA	1
ARGENTINA	13	GREECE	12
ARMENIA	2	GUATEMALA	1
AUSTRALIA	19	HONG KONG	4
AUSTRIA	2	HUNGARY	2
BAHAMAS	1	INDIA	142
BANGLADESH	3	INDONESIA	7
BELGIUM	7	IRAN	14
BOSNIA & HERZEGOVINA	1	IRELAND	8
BRAZIL	25	ISRAEL	32
BULGARIA	1	ITALY	74
CAMEROON	1	JAMAICA	1
CANADA	58	JAPAN	46
CHILE	13	JORDAN	4
CHINA	556	KAZAKHSTAN	1
COLOMBIA	10	KENYA	2
CROATIA	3	KOSOVO	1
CUBA	3	LEBANON	4
DENMARK	4	LUXEMBOURG	2
ECUADOR	2	MALAYSIA	2
EGYPT	13	MALI	4
ETHIOPIA	1	MAURITANIA	1
FRANCE	64	MEXICO	24
GEORGIA	1	MONGOLIA	1

Country	Total	Country	Total
MOROCCO	2	SLOVAKIA	1
NETHERLANDS	23	SLOVENIA	3
NEW ZEALAND	3	SOUTH AFRICA	6
NIGERIA	11	SOUTH KOREA	98
PAKISTAN	7	SPAIN	38
PARAGUAY	1	SRI LANKA	1
PERU	1	SWEDEN	5
PHILIPPINES	4	SWITZERLAND	12
POLAND	14	TAIWAN	19
PORTUGAL	7	TANZANIA	1
ROMANIA	2	THAILAND	4
RUSSIA	8	TUNISIA	3
SAINT KITTS AND NEVIS	1	TURKEY	23
SAINT LUCIA	1	UKRAINE	3
SAUDI ARABIA	4	UNITED KINGDOM	45
SENEGAL	1	VENEZUELA	3
SERBIA	3	VIETNAM	9
SINGAPORE	1	WEST BANK	1

Dependent Profile

Students and scholars (principals) may bring their spouse and children (under the age of 21) to the United States as dependents to live with them for the duration of their stay. **Northwestern currently sponsors 1,039 dependent spouses and children**, whom the OISS supports by connecting them to local community resources and hosting family programs.

Relationship to principal



66%
Spouses

34%
Children

Visa Type



65%
J-2 Visa

29%
F-2 Visa

6%
H-4 Visa

0.2%
TD Visa

Activity of principal




59%
Scholar

41%
Student

Top 5 Countries



10%
South Korea



Methodology

Statistics on Northwestern's international students and scholars were compiled using a combination of internal OISS records and the US Department of State's Student & Exchange Visitor Information System (SEVIS). In order to achieve comprehensive, accurate and consistent measures of our community, members were identified and counted using the methodologies outlined below:

Students are defined as international visitors enrolled in coursework who require immigration sponsorship through Northwestern. This includes both degree-seeking and non-degree-seeking students on F-1 and J-1 visas, as well as J-1 students engaged in Academic Training. These numbers include students who engaged in short-term programs in Summer 2019 as well as students who were active in a program in the 2019-2020 academic year.

OPT Students are defined as F-1 students sponsored by Northwestern who completed their degree program prior to the 2019-2020 academic year, and whose Optional Practical Training (OPT) authorization status was either requested, pending, or approved during Fall 2019. Students on approved post-completion OPT who also had a requested or pending status for STEM OPT were counted as post-completion OPT students.

Scholars are defined as international visitors who are not enrolled in coursework and require immigration sponsorship through Northwestern. This includes faculty, staff, Postdoctoral Fellows, Research Associates, Visiting Scholars, and other short-term visitors. These numbers include scholars who were active in a program from October 1, 2018 through September 30, 2019. If a scholar changed immigration status during the year, only the most recent status is counted.

Dependents are defined as the spouses and children (under the age of 21) of the students, OPT students, and scholars defined above.

OISS Staff

Theresa Johnson

Interim Director; Assistant
Director, Scholar Services

Stephanie Cisneros

Advisor

Cara Lawson

Advisor

Anthony Adame

Program Assistant

Taya Carothers

Assistant Director, Advising
Services

Ariana Drule

Advisor

Emlyn Torres

Advisor

Jennifer Mok

Program Assistant

Adam Blough

Advisor, Kellogg School of
Management

Angelica Garcia-Fisher

Advisor

Mark Zajac

SEVIS Coordinator

630 Dartmouth Place
Evanston, IL 60208

1902 Sheridan Road
Evanston, IL 60208

710 N Lake Shore Drive
Abbott Hall, Suite 305
Chicago, IL 60611

847.467.5615

intoff@northwestern.edu

www.northwestern.edu/international





Northwestern

OFFICE OF INTERNATIONAL STUDENT
AND SCHOLAR SERVICES