



*International Student & Scholar
Statistics 2017-2018*

*The International Office
Northwestern University*



Message from IO Director Ravi Shankar



The International Office (IO) provides professional support and advising services to international students and scholars at Northwestern University regarding their immigration and academic status in the United States. The IO is committed to providing quality advising services and supportive programming to students, scholars, and their dependents. Northwestern welcomed 1,710 new international students in summer/fall 2017. Over 7,000 visitors from over 105 countries call Northwestern home. The AY2017-18 top ten sending countries (students) can be found on p. 6.

Overall, international students comprise approximately 23% of the total student body at Northwestern in full-time academic programs. Information regarding the international scholar population can be found from page 19-23. NU is home to 1,635 international scholars from over 80 countries.

According to the Open Doors report, published by the Institute of International Education, the latest analysis finds that for the first time over 1 million international students are studying at U.S. colleges and universities. The report goes on to indicate international students contributed \$35.8 billion to the U.S. economy and supported more than 375,000 jobs to the U.S. economy during the 2016-2017 academic year. Closer to home, international students and their dependents contributed just nearly \$1.6 billion to the economy in Illinois. Northwestern international students and their dependents contributed over \$196 million to the local economy. This reinforces the notion that international students not only bring a diverse perspective to the academic discussion, but also contribute significantly to the national, state, and local economies.

Our goal is to help the international students, scholars, and Northwestern faculty and staff, navigate the many complexities associated with student- and employment-based visa classifications within the Northwestern community. We are committed to providing accurate information and the highest quality of service, taking into account institutional policies and ever-changing federal regulations.

Sincerely,

Ravi Shankar, Director
The International Office

2017-18 International Student & Scholar Statistics Report

Table of Contents

International Office Director Welcome Message.....p 3

Total International Student Enrollment.....p 5-8

New International Student Enrollment.....p 9

International Undergraduate Student Summary.....p 10

International Masters Student Summary.....p 11-12

International Doctoral Student Summary.....p 13-14

International Students by Country.....p 15-18

International Scholar Summary.....p 19-23

Northwestern University - Qatar Highlightsp 24

Northwestern University - Qatar Program & Countries .p 25

International Office Program & Contact Information.....p 26-27

INTERNATIONAL STUDENT & SCHOLAR POPULATION

	2017	2016	2015
OVERALL TOTAL:	7,940	7,840	7,402
CURRENT STUDENTS:	3,918	4,116	4,064
CURRENT SCHOLARS:	1,635	1,534	1,404
OPT STUDENTS:	1,248	1,247	998
DEPENDENTS:	1,139	943	936

COMPARATOR INFORMATION:	2016
Northwestern University	5,363 students
Duke University	4,022 students
Princeton University	2,196 students
Yale University	3,250 students
Stanford University	5,413 students
Brown University	1,895 students

(As of Nov. 2017, only AY2016-17 data is available via IIE, Open Doors 2017.)

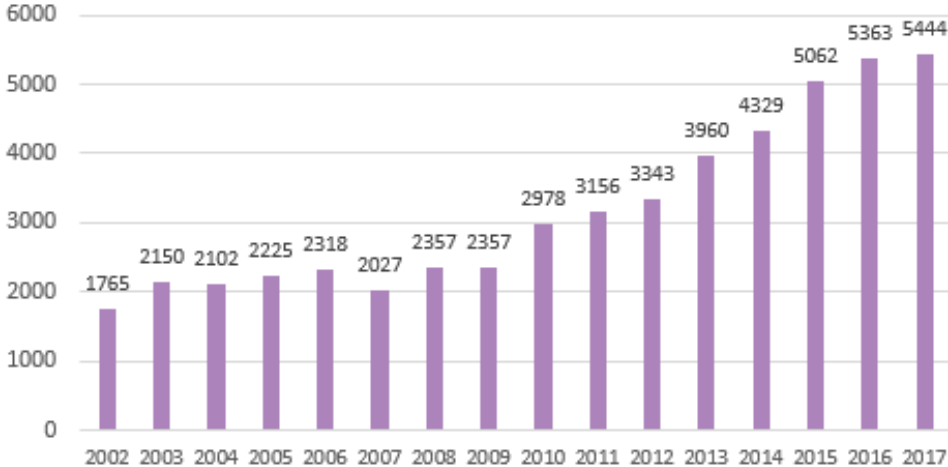
HIGHLIGHTS

- There are **794 international undergraduates** at Northwestern as of fall 2017.
- This includes exchange students and students visiting Evanston from NU's Qatar campus.
- There are **481 international students in academic master's programs** at Northwestern in fall 2017, up from 455 in 2016 a 6% increase
- There are **1,140 international students in professional masters programs** at Northwestern as of fall 2017, a 23% decrease from fall 2016.
- In fall 2017, there are **1,075 international students in PhD and Professional Doctorate programs** a 12% decrease from fall 2016.
- The "other" category used consists of programs offered by the Center for Talent Development, the School of Professional Studies summer programs, and Kellogg Executive Education programs. In summer/fall 2017, there were **303 students** in this category.
- There are **1,248 students currently on OPT** (post-completion employment authorization), for whom the IO advises on matters of travel and maintenance of immigration status ranging from 12- to 36-months after they graduate from Northwestern.

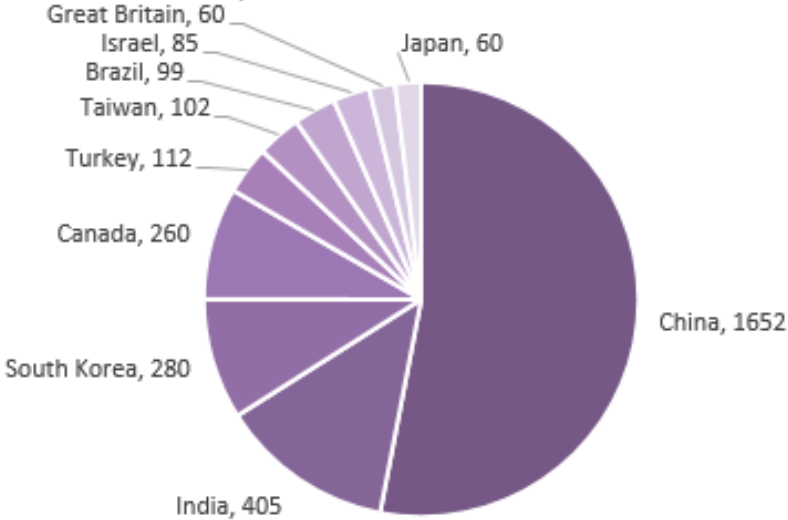
NOTE: The data contained here reflects the number of international students, scholars, and visitors for whom Northwestern University has provided visa sponsorship and may not include those with visas sponsored by other entities.

TOTAL INTERNATIONAL STUDENT ENROLLMENT 2017-18

International Students at Northwestern
2002- 2017



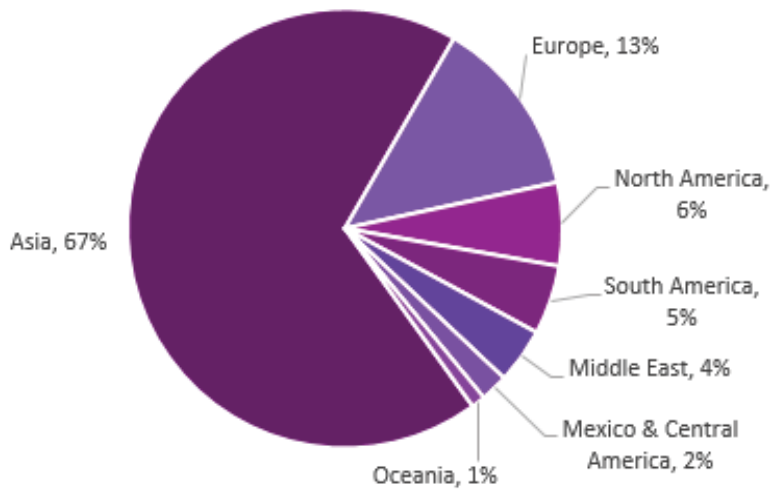
Top 10 Countries - All International Students



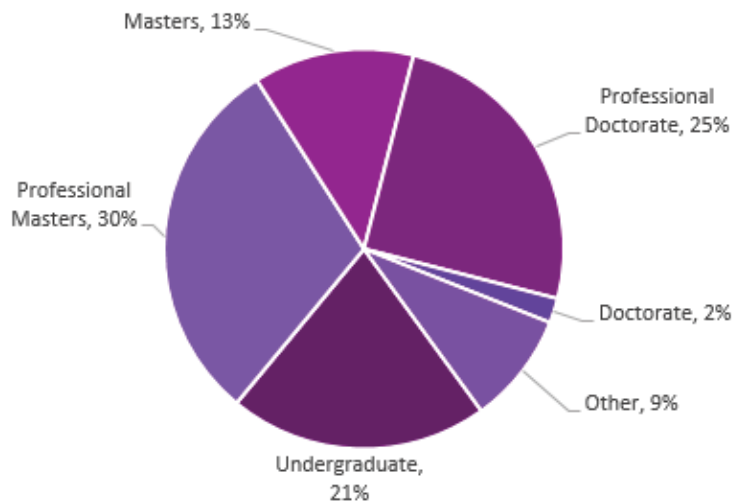
China is the largest source country of foreign students to the United States, as well as to Northwestern University for the past several years. There are approximately 300,000 international students from China in the U.S., and the metro-Chicago area represents the fourth largest destination of Chinese students in the U.S.

Source: Brookings Institute analysis of data from U.S. Immigration and Customs Enforcement.

International Students by World Region

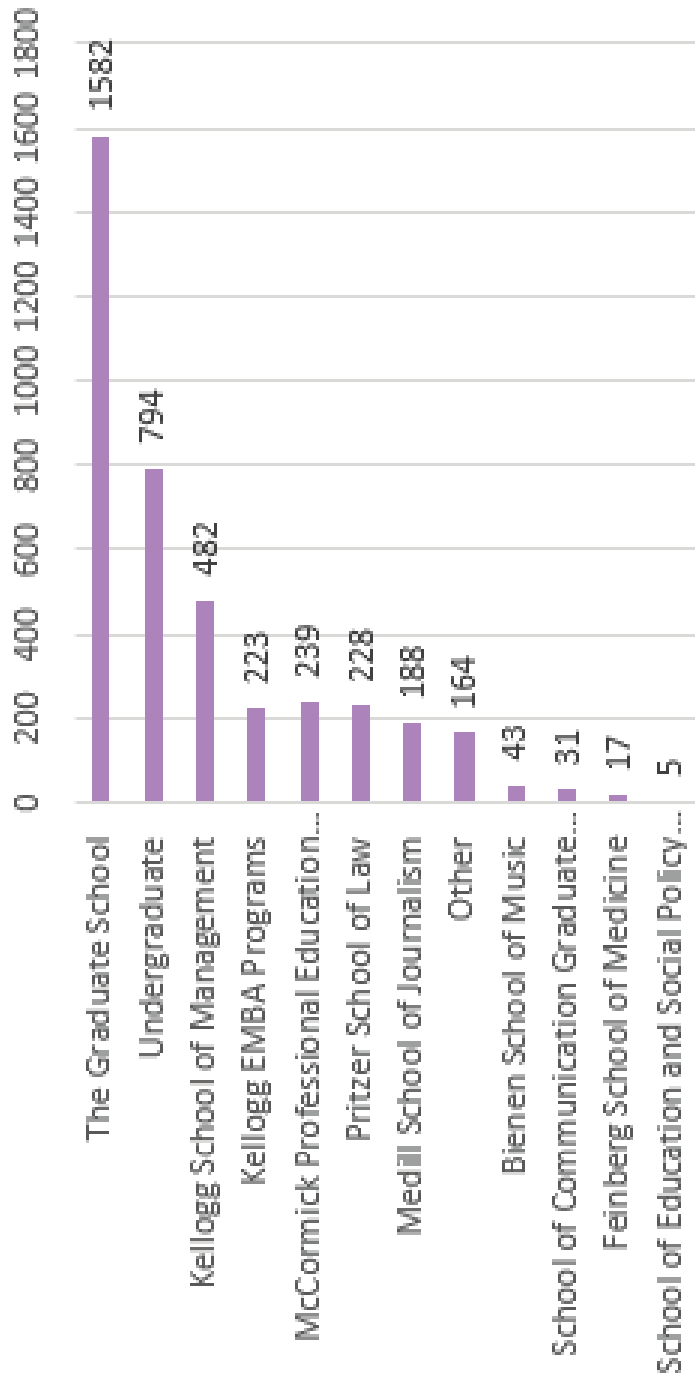


Distribution by Degree Level

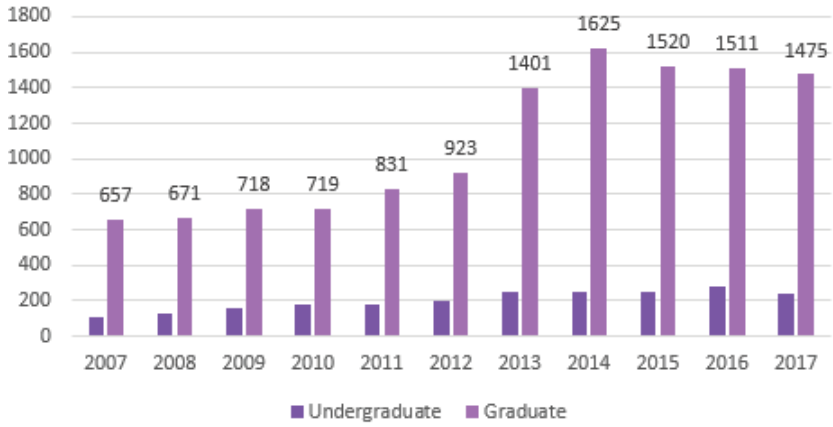


The greater-Chicago area ranks 6th among 118 metro areas in the United States as a destination for international students with over 35,000 in the Chicago-Joliet-Naperville area. Approximately 54% of Chicago's foreign student graduates who found employment under the OPT program stayed in the metro area to work.

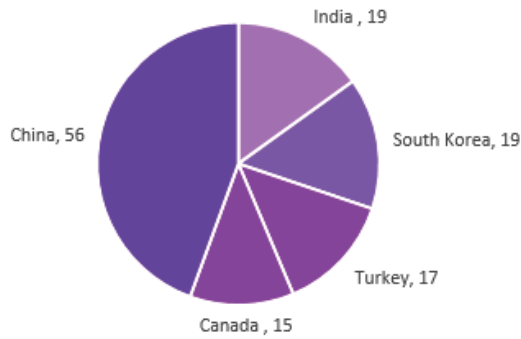
Distribution by Academic Career



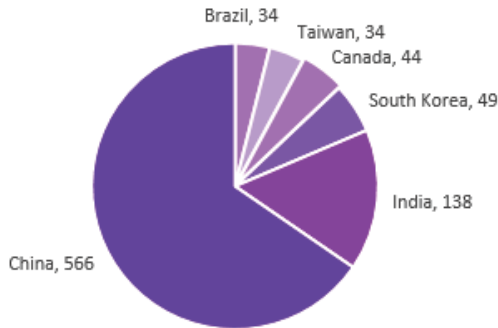
New International Student Enrollment



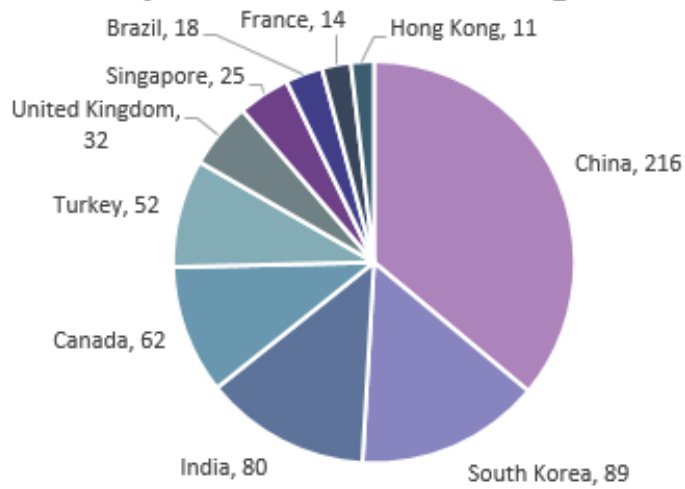
New Undergraduate Student Enrollment - Top 5 Countries



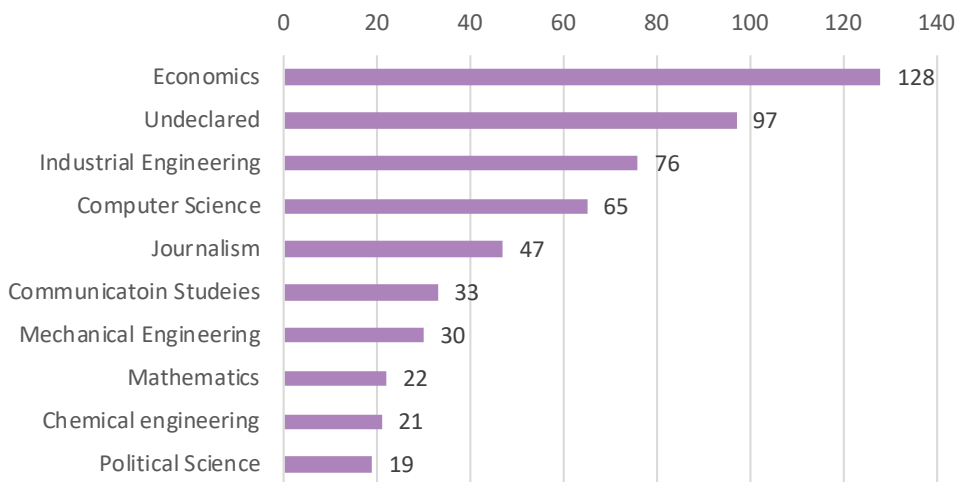
New Graduate Student Enrollment - Top 5 Countries



Top 10 Countries- Undergraduate

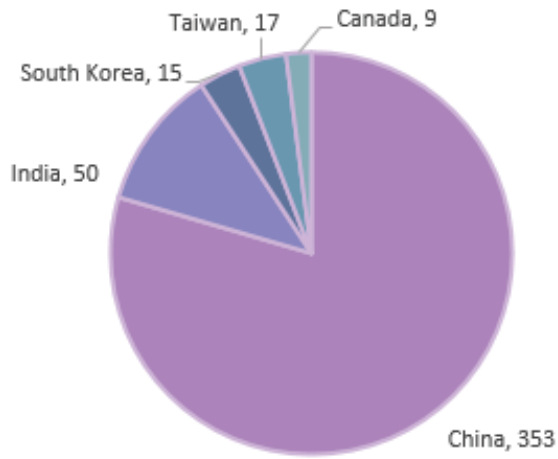


Top 10 Academic Programs- Undergraduate

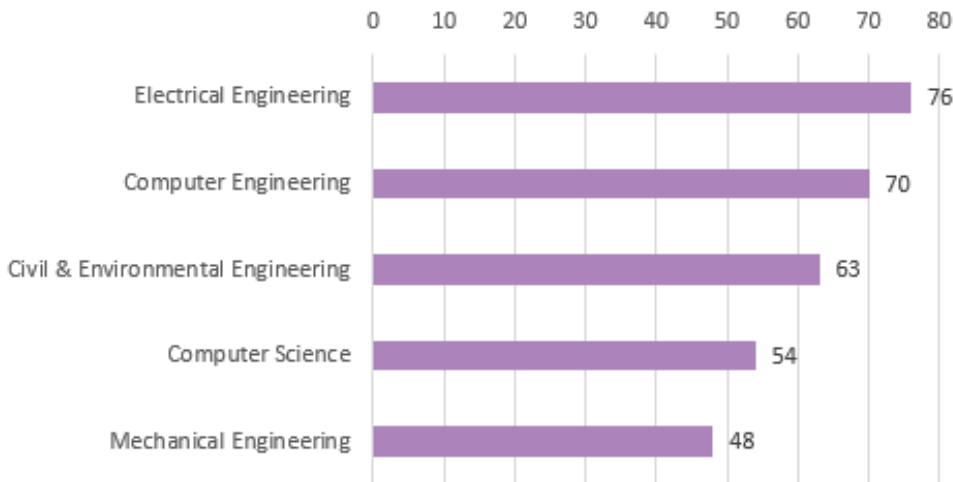


*INTERNATIONAL GRADUATE STUDENT SUMMARY 2017:
ACADEMIC MASTERS PROGRAMS*

Top 5 Countries- Academic Masters

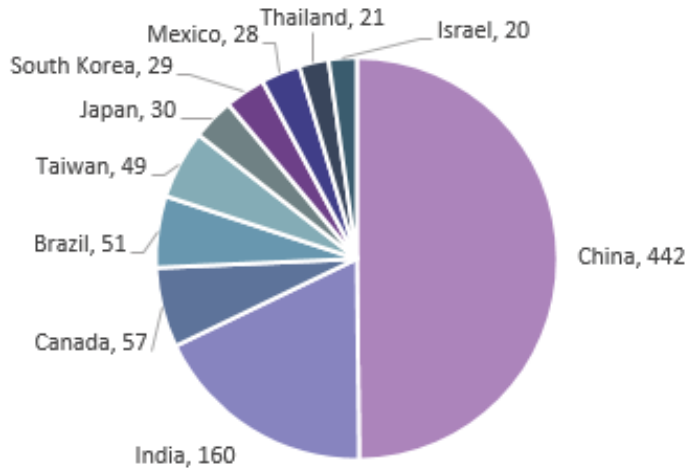


Top 5 Academic Masters Programs

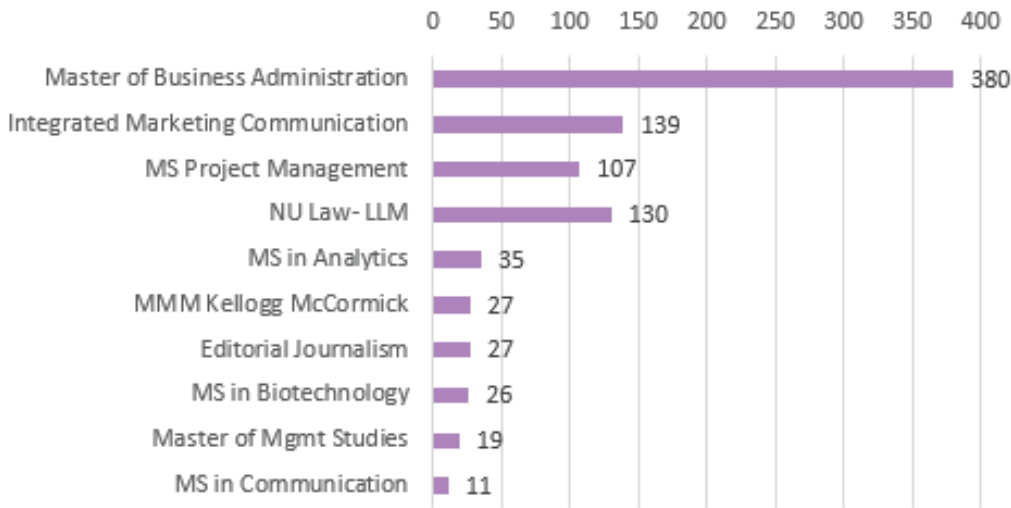


*INTERNATIONAL GRADUATE STUDENT SUMMARY 2017:
PROFESSIONAL MASTERS PROGRAMS*

Top 10 Countries- Professional Masters

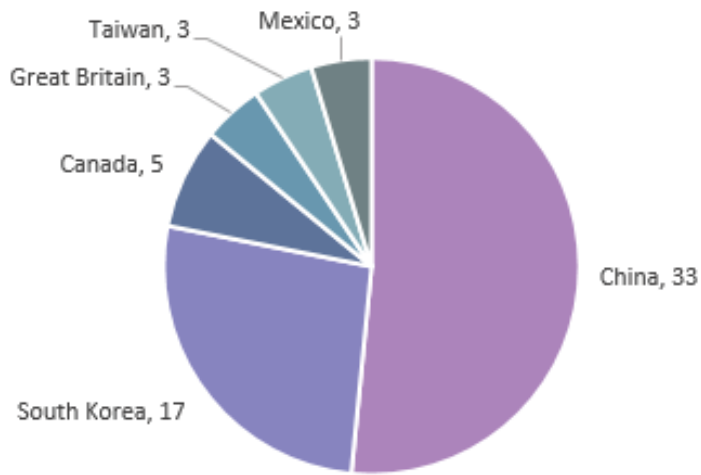


Top 10 Professional Masters Programs

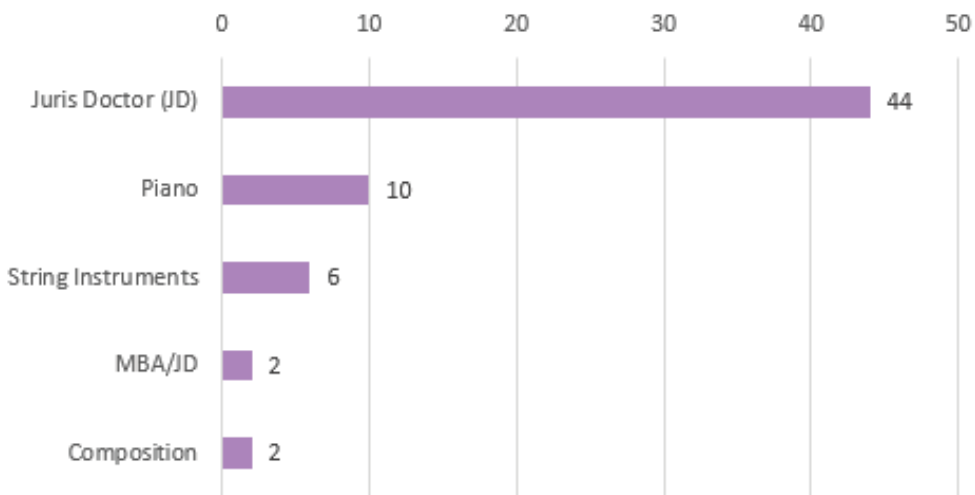


*INTERNATIONAL GRADUATE STUDENT SUMMARY 2017:
PROFESSIONAL DOCTORATE PROGRAMS*

Top 5 Countries - Professional Doctorate

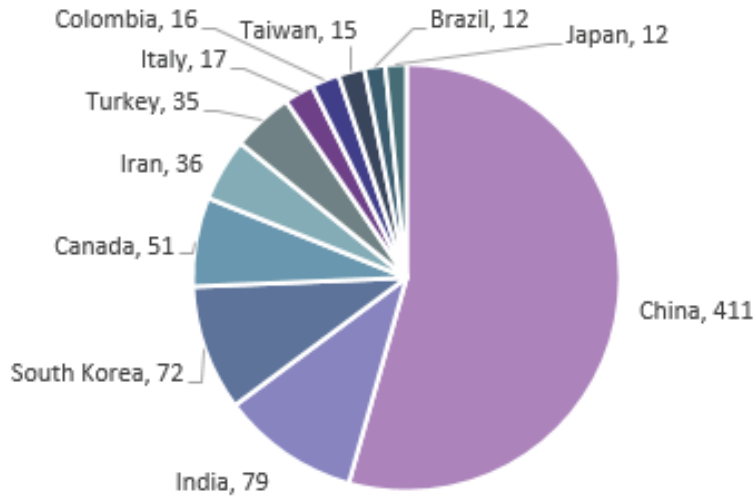


Top 5 Professional Doctorate Programs

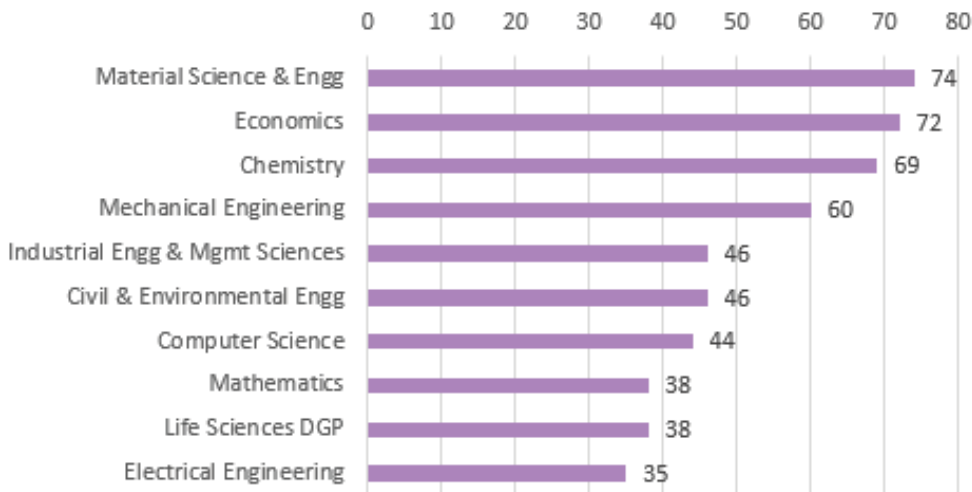


INTERNATIONAL GRADUATE STUDENT SUMMARY 2017:
PhD PROGRAMS

Top 10 countries - PhD



Top 10 PhD Programs



INTERNATIONAL STUDENT REGIONAL SUMMARY 2017

Africa		Asia		Europe	
East Africa		East Asia		Albania	2
Kenya	9	China	1517	Armenia	1
Rwanda	5	Hong Kong	37	Austria	4
Uganda	2	Japan	55	Belarus	1
Central Africa		South Korea	230	Belgium	14
Cameroon	2	Taiwan	92	Bosnia & Herzegovina	1
North Africa		South & Central Asia		Bulgaria	5
Egypt	3	Bangladesh	5	Croatia	2
Tunisia	1	India	390	Cyprus	2
Sudan	1	Kazakhstan	5	Czech Republic	6
Southern Africa		Nepal	2	Denmark	5
Mauritius	2	Pakistan	11	France	54
Mozambique	1	Sri Lanka	1	Georgia	1
South Africa	7	Southeast Asia		Germany	47
Zimbabwe	2	Cambodia	1	Greece	20
West Africa		Indonesia	27	Ireland	12
Ghana	3	Malaysia	11	Italy	44
Liberia	1	Myanmar	1	Kosovo	1
Senegal	2	Phillipines	11	Lithuania	1
Nigeria	15	Singapore	44	Luxembourg	1
Latin America		Thailand	82	Macedonia	3
Caribbean		Vietnam	17	Moldova	1
Dominican Republic	1	Middle East		Montenegro	1
Jamaica	1	Iran	38	Netherlands	20
Saint Kitts and Nevis	1	Israel	60	Norway	3
Trinidad and Tobago	4	Jordan	6	Poland	6
Mexico & Central America		Kuwait	3	Portugal	3
Costa Rica	4	Lebanon	10	Romania	3
El Salvador	3	Oman	1	Russia	30
Guatemala	5	Palestinian Territories	1	Serbia	6
Honduras	1	Saudi Arabia	23	Slovakia	1
Mexico	44	Syria	1	Slovenia	1
South America		United Arab Emirates	3	Spain	21
Argentina	16	Yemen	1	Sweden	3
Bolivia	4	Oceania		Switzerland	6
Brazil	85	Australia	31	Turkey	105
Chile	19	New Zealand	8	Ukraine	8
Colombia	17			United Kingdom	62
Ecuador	4	Uruguay	3	North America	
Peru	27	Venezuela	12	Canada	229

INTERNATIONAL STUDENT COUNTRY LISTING 2017

COUNTRY	UGRD	MS	PROF MS	PROF PhD	PhD	OTHER	TOTAL
Albania			1	1			2
Argentina			11	5			16
Armenia				1			1
Australia	9		9	10		3	31
Austria	2			2			4
Bahamas							0
Bangladesh	1		1	3			5
Belarus				1			1
Belgium	2	1	6	2		3	14
Bolivia	3			1			4
Bosnia & Herzegovina	1						1
Brazil	18	1	51	12	1	2	85
Bulgaria	2		2			1	5
Cambodia	1						1
Cameroon	1			1			2
Canada	62	9	57	51	5	45	229
Chile	1		16	1	1		19
China	216	353	442	411	33	62	1517
Colombia	3		11		1	2	17
Costa Rica	1		3				4
Croatia	1			1			2
Cyprus	1					1	2
Czech Republic	4		1	1			6
Denmark	1			3		1	5
Dominican Republic	1		1				2
Ecuador		1	1	2			4
Egypt	1	1		1			3
El Salvador	3						3
France	14	4	13	14	1	8	54
Georgia			1				1
Germany	6		12	9		20	47
Ghana	1		1		1		3
Greece	6	1	3	7	1	2	20
Guatemala	3		1	1			5
Honduras		1					1
Hong Kong	11	1	10	7		8	37
Hungary			1	1		2	4

INTERNATIONAL STUDENT COUNTRY LISTING 2017

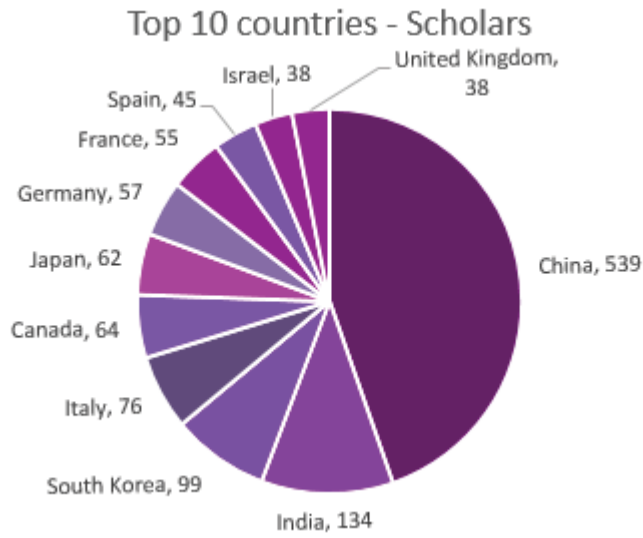
COUNTRY	UGRD	MS	PROF MS	PROF PhD	PhD	OTHER	TOTAL
Iceland				1			1
India	80	50	160	79	1	20	390
Indonesia	11		9	7			27
Iran	1	1		36			38
Ireland	3		3	3	1	2	12
Israel	3		20	9		28	60
Italy	11	1	12	17		3	44
Jamaica				4			4
Japan	5	4	30	12		4	55
Jordan	4		1	1			6
Kazakhstan	1		4				5
Kenya	7			2			9
Kosovo				1			1
Kuwait		1	1			1	3
Lebanon	3	1	2	3	1		10
Liberia						1	1
Lithuania	1						1
Luxembourg				1			1
Macedonia	1			1	1		3
Malaysia	2		4	2	2	1	11
Mauritius	1			1			2
Mexico	4		28	9	3		44
Moldova			1				1
Montenegro	1						1
Mozambique	1						1
Myanmar	1						1
Nepal	2						2
Netherlands	7		5	5		3	20
New Zealand	6		1	1			8
Nigeria	3	1	9	2			15
Norway	2			1			3
Oman			1				1
Pakistan	8		2			1	11
Palestinian Territories	1						1
Peru	4		14	6		3	27

INTERNATIONAL STUDENT COUNTRY LISTING 2017

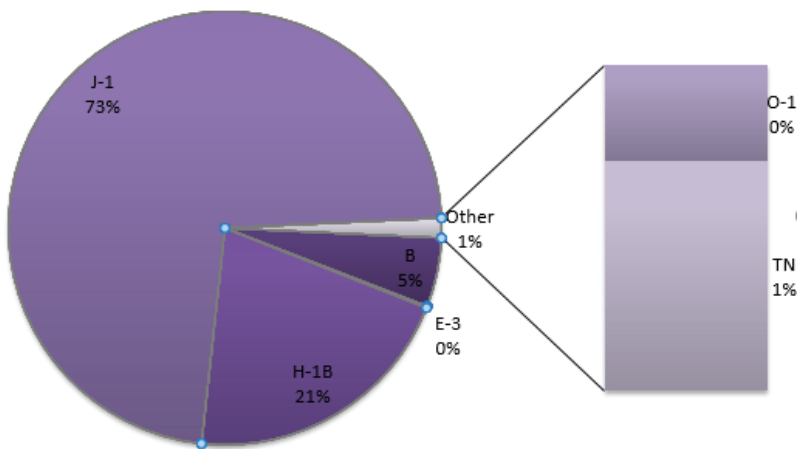
COUNTRY	UGRD	MS	PROF MS	PROF PhD	PhD	OTHER	TOTAL
Philippines	3		3	1	1	3	11
Poland			1	5			6
Portugal				2		1	3
Romania			1	2			3
Russia		1	7	17		5	30
Rwanda	4					1	5
Saint Kitts and Nevis	1						1
Saudi Arabia	4	3	4	3		9	23
Senegal				2			2
Serbia		2	1	3			6
Singapore	25		11	5		3	44
Slovakia	1						1
Slovenia				1			1
South Africa	2		3	1	1		7
South Korea	89	15	29	73	17	7	230
Spain	4	1	14			2	21
Sri Lanka				1			1
Sudan		1					1
Sweden	1			2			3
Switzerland	1		1	3		1	6
Syria					1		1
Taiwan	5	17	49	15	3	3	92
Thailand	6	1	21	10		44	82
Trinidad and Tobago	1	1		2			4
Tunisia	1						1
Turkey	52	1	7	35		10	105
Uganda				2			2
Ukraine	2		2	4			8
United Arab Emirates	1					2	3
United Kingdom	32		10	11	3	6	62
Uruguay			3				3
Venezuela	3	1	5	3			12
Vietnam	4	2	5	3	1	2	17
Yemen				1			1
Zimbabwe	1		1				2

Highlights

- *There are **1,635 international scholars** at Northwestern University in varying positions from post-doctoral scholars to researchers and faculty. This number reflects researchers and scholars at NU affiliates the Rehabilitation Institute of Chicago and the Ann and Robert H. Lurie Children's Hospital.*
- *The university provides employment-based visa sponsorship among six different visa categories: **B-1/WB, TN (NAFTA Visa), J-1, H-1B, and O-1.***
- *Approximately three quarters of international scholars at Northwestern are on a J-1 visa, and the remaining are on H-1B visas, among others.*
- *The International Office also advises international scholars on the Legal Permanent Residency process.*
- *Of the 1,635 international scholars, **35% are female and 65% are male.***
- *International scholars come to Northwestern from **over 80 countries.***
- *International scholars are spread among **129 Northwestern schools, departments, research centers, and affiliates.***
- *Over **370 spouses and 280 children** accompany international scholars in the Chicago and Evanston areas--the remaining 400 or so spouses/children accompany international students to the area.*



INTERNATIONAL SCHOLARS BY VISA TYPE



Approximately 35% of all international scholars at Northwestern University are from China, which is the largest sending country among students and scholars.

INTERNATIONAL SCHOLAR SUMMARY 2017

FIELD	SCHOLARS
05 AREA, ETHNIC, CULTURAL, GENDER, AND GROUP STUDIES	22
09 COMMUNICATION, JOURNALISM, AND RELATED PROGRAMS	46
11 COMPUTER AND INFORMATION SCIENCES AND SUPPORT SERVICES	19
13 EDUCATION	3
14 ENGINEERING	383
15 ENGINEERING TECHNOLOGIES AND ENGINEERING-RELATED FIELDS	3
16 FOREIGN LANGUAGES, LITERATURES, AND LINGUISTICS	15
22 LEGAL PROFESSIONS AND STUDIES	23
23 ENGLISH LANGUAGE AND LITERATURE/LETTERS	4
24 LIBERAL ARTS AND SCIENCES, GENERAL STUDIES AND HUMANITIES	2
25 LIBRARY SCIENCE	2
26 BIOLOGICAL AND BIOMEDICAL SCIENCES	680
27 MATHEMATICS AND STATISTICS	35
30 MULTI/INTERDISCIPLINARY STUDIES	1
38 PHILOSOPHY AND RELIGIOUS STUDIES	10
39 THEOLOGY AND RELIGIOUS VOCATIONS	1
40 PHYSICAL SCIENCES	232
42 PSYCHOLOGY	10
42 SCIENCE TECHNOLOGIES	1
44 PUBLIC ADMINISTRATION AND SOCIAL SERVICE PROFESSIONS	2
45 SOCIAL SCIENCES	43
50 VISUAL AND PERFORMING ARTS	9
51 HEALTH PROFESSIONS AND RELATED PROGRAMS	6
52 BUSINESS, MANAGEMENT, MARKETING, AND RELATED SUPPORT SERVICES	80
54 HISTORY	1
95 Other	2

Each year, the IO collaborates with various campus units and community organizations to provide supportive programming for the international scholar population--including, but not limited to: Orientation Programs for New International Scholars, Summertime BBQ Picnics, an Architectural Boat Tour of Chicago, Ice-Skating in Evanston and Chicago, and special offering through the Norris University Center's Minicourse and Artica programs.

INTERNATIONAL SCHOLAR COUNTRY LISTING 2017

Country	Scholars	Country	Scholars
Albania	3	Mali	4
Algeria	1	Mauritania	2
Argentina	14	Mexico	10
Australia	12	Mongolia	1
Austria	4	Morocco	3
Bangladesh	2	Moroccan	1
Belgium	7	Mozambique	1
Brazil	30	Nepal	3
Bulgaria	3	Netherlands	14
Canada	64	New Zealand	1
Chile	8	Nigeria	21
China	539	Norway	4
Colombia	4	Pakistan	9
Columbia	2	Peru	1
Costa Rica	1	Philippines	2
Croatia	2	Poland	10
Czech Republic	1	Portugal	8
Denmark	6	Romania	3
Egypt	12	Russia	11
Ethiopia	10	Saudi Arabia	5
Finland	2	Senegal	1
France	55	Serbia	3
Georgia	1	Singapore	1
Germany	57	Slovakia	1
Germany	4	South Africa	6
Ghana	3	South Korea	99
Greece	14	Spain	45
Hong Kong	3	Sweden	6
Hungary	3	Switzerland	8
India	134	Taiwan	25
Indonesia	9	Tanzania	1
Iran	21	Thailand	9
Ireland	10	Tunisia	2
Israel	38	Turkey	33
Italy	76	Turkmenistan	1
Japan	62	Ukraine	3
Jordan	3	United Kingdom	38
Kenya	3	Uruguay	1
Luxembourg	1	Uzbekistan	1
Macedonia	1	Venezuela	2
Malaysia	5	Vietnam	5

INTERNATIONAL SCHOLAR BY NU DEPARTMENT 2017

Institute for Sustainability and Energy (ISEN)	2
Argonne- Northwestern Solar Energy Research Center (ANSER)	6
Simpson Quarry Institute for BioNanotechnology (SQI)	14
Center for Bio-Inspired Energy Science	4
Atomic & Nanoscale Characterization Experimental Center (NUANCE)	9
NU Argonne National Laboratory Institute of Science & Engineering (NAISE)	3
Chemistry of Life Processes institute (CLP)	1
Northwestern Proteomics	6
Materials Research Science & Engineering Center (MRSEC)	10
Office of Sponsored Research	1
Institute for Policy Resesarch	4
Institutional Review Board (IRB)	1
Lurie Children's Hospital	3
Central Departments/Administration	
Office of the Provost	1
Athletics	4
Mary and Leigh Block Museum of Art	2
Counseling and Psychological Services (CAPS)	2
Facilities Management	1
University Library	1
Northwestern University Information Technology (NUIT)	9
University Enrollment	1
Searle Center for Teaching Excellence	1
Miscellaneous Departments	
NU Qatar	6
Buffett Institute for Global Studies	25
International Program Development	2
Schools	
Feinberg School of Medicine	610
Kellogg School of Maagement	75
Pritzker School of Law	23
McCormick School of Engineering	351
Medill School of Journalism, Media and Integrated Marketing Communication	18
School of Education and Social Policy	3
School of Communications	33
Weinberg College of Arts and Sciences	384
Grand Total	1635

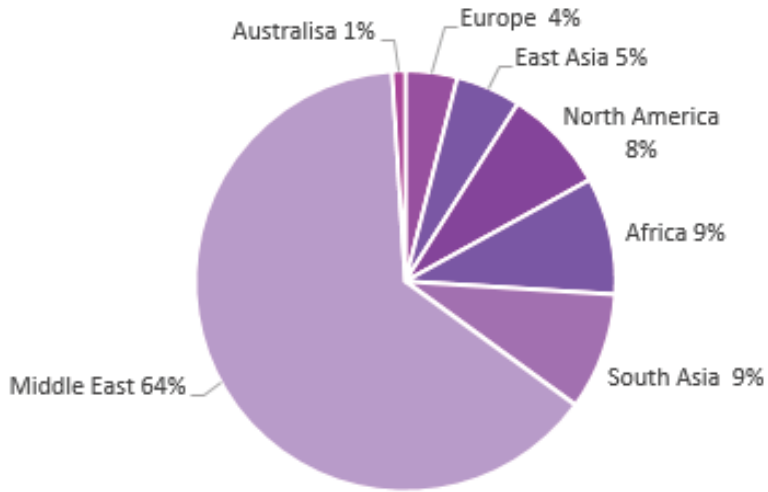
Highlights

For the second time in this report, The International Office is including and highlighting the student population at Northwestern University Qatar. As you will see, this population further portrays how global the student body is at Northwestern University.

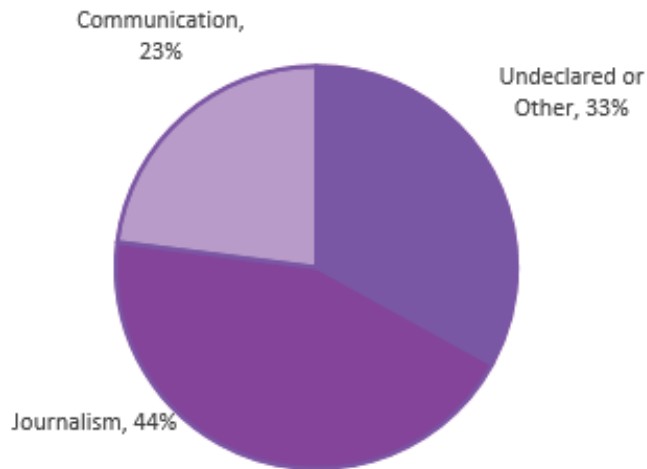
- Total population of NU-Q is 291 for the AY2017-18 for an overall increase of 17.34% over the AY
- The female population is 75% and the male population is 25% for AY2017-18, the same as last year.
- 39 countries represented in NU-Q Student Population: Algeria, Australia, Bahrain, Bangladesh, Bosnia & Herzegovina, Canada, China, Egypt, France, Gambia, Germany, Honduras, India, Iran, Iraq, Jordan, Korea, Kuwait, Lebanon, Morocco, New Zealand, Nigeria, Pakistan, Palestine, Philippines, Qatar, ROC(Taiwan), Singapore, Spain, Sri Lanka, Sudan, Sweden, Syria, Tanzania, Tunisia, Ukraine, United Kingdom, United States and Yemen.

REGION	No of Students	Countries
Middle East	187	Bahrain, Iran, Iraq, Jordan, Kuwait, Lebanon, Palestine, Qatar, Syria and Yemen.
South Asia	27	Bangladesh, India, Pakistan and Sri Lanka
Africa	25	Algeria, Egypt, Gambia, Morocco, Nigeria, Sudan, Tanzania and Tunisia.
North America	23	Canada, Honduras and United States
East Asia	14	China, Korea, Philippines, ROC (Taiwan) and Singapore.
Europe	12	Bosnia & Herzegovina, France, Germany, Spain, Sweden, Ukraine and United Kingdom.
Australasia	3	Australia and New Zealand.
TOTAL	291	

NUQ Students by Region



NUQ Students by Program



INTERNATIONAL OFFICE PROGRAMS

- Undergraduate International Student Orientation
 - International Parent Orientation
 - Graduate International Student Orientation
 - Discovering USA
 - NU In China, India, and South Korea
 - International Office Resource Fair
 - Host an International Student for Thanksgiving
 - Chicago Cubs, Bulls, and Fire Outings
 - Immigration Workshops on Employment Authorization
 - International Peer Advisors (IPAs) & International Student Association
 - Graduate Sidekicks & Graduate International Student Association
 - International Graduate Student Brownbag Series (with TGS)
 - International Scholar Orientations
 - Spouse & Family Weekly Coffee
 - International Family Arrival Guide & Orientation
 - IO Food Truck Festival
 - IO Fall & Spring Picnics
 - Community Council for International Students (CCIS) Programs:
 - English Conversation Partners for Students & Spouses/Partners
 - International Women's Group
 - Children's Playgroup
 - Cooking Classes
 - Foster Relative Programs
- For more information on IO Programs, visit: northwestern.edu/international



Northwestern

INTERNATIONAL OFFICE

IO STAFF

Ravi Shankar (Director)	r-shankar@northwestern.edu
Jennifer Zabel (Assistant Director)	JenZabel@northwestern.edu
Theresa Johnson (Coordinator)	theresa-johnson@northwestern.edu
Adam Blough (Advisor-Kellogg)	a-blough@kellogg.northwestern.edu
Deborah Kaltman (Advisor)	d-kaltman@northwestern.edu
Emlyn Torres (Advisor)	e-torres@northwestern.edu
Stephanie Cisneros (Advisor)	stephanie.cisneros@northwestern.edu
Ariana Drule (Advisor)	ariana.drule@northwestern.edu
Cara Lawson (Advisor)	c-lawson@northwestern.edu
Angelica Garcia (Advisor)	angelica.garcia@northwestern.edu
Anthony Adame (Program Assistant)	anthony.adame@northwestern.edu
Jennifer Mok (Program Assistant)	jennifer.mok@northwestern.edu

WALK-IN ADVISING

(No appointment necessary)
Daily Monday to Thursday
10:00AM-1:00PM & 2:00-4:00PM

OFFICE HOURS

Front Desk 9:30am-5pm
Office: 8:30am-5pm
Friday: 10:30am-5pm

EVANSTON OFFICE

630 Dartmouth Place
Evanston, IL 60208
t: 847-467-6899
e: intoff@northwestern.edu
w: northwestern.edu/international

CHICAGO OFFICE

710 N Lakeshore Drive
Suite 305, 3rd Floor
Chicago, IL 60611
T: 312-503-0757
Tuesdays & Wednesdays
9AM-1PM & 2-4PM

Northwestern

INTERNATIONAL OFFICE