

Self Registration – Quick Guide

Self Registration for RiskMonitor Traveller is now available. The registration is based on domain name only. Below are the relevant notes you'll require, for understanding how it works and what is required to get set up.

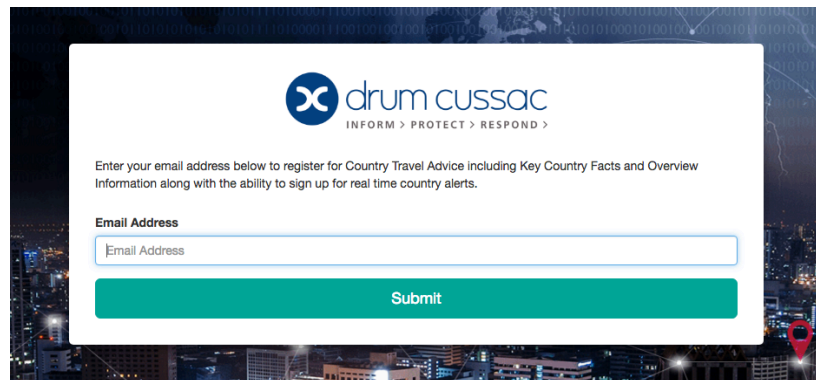
URL Access

Users will need to navigate to www.drum-cussac.net/self-registration.

This is a generic domain and is not customizable.


Process

Once they have pressed the above URL, they will be taken to below screen



The screenshot shows a registration form on a dark background with a cityscape. At the top is the 'drum cussac' logo with the tagline 'INFORM > PROTECT > RESPOND >'. Below the logo, the text reads: 'Enter your email address below to register for Country Travel Advice including Key Country Facts and Overview Information along with the ability to sign up for real time country alerts.' There is a text input field labeled 'Email Address' with a placeholder 'Email Address'. Below the field is a green 'Submit' button.

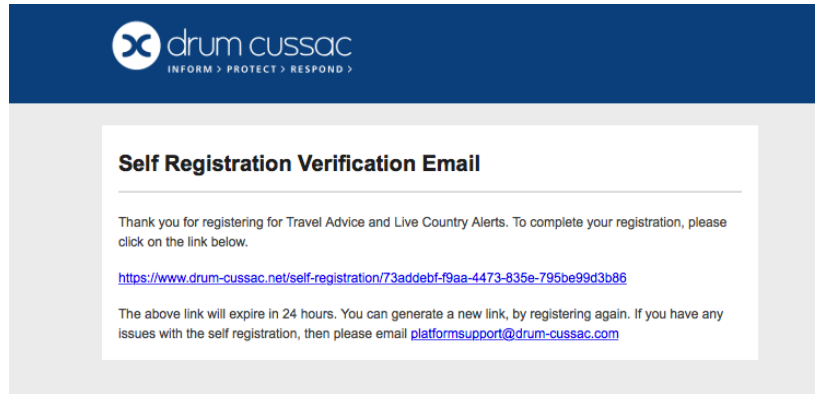
The user will enter their email address and press “Submit”. Once submitted, they will be shown the following screen.



The screenshot shows a confirmation message on a dark background with a cityscape. At the top is the 'drum cussac' logo with the tagline 'INFORM > PROTECT > RESPOND >'. Below the logo, the text reads: 'Thank you for registering, if your email address is recognised within the system you will be sent a verification email shortly.'

If the email domain is registered in the platform then the user will be sent an email. If it is not a registered domain, then they will not receive an email – either way, the same above message will be displayed.

If the email address is approved, the user will be sent an email like the below. It will come from Platform@drum-cussac.net.



The user will then need to click on the link to complete their registration. The link is unique and has a 24 hour expiry time. If the link is clicked after 24 hours, then they will have to re-enter their email address.

Once the link has been clicked a user will be sent to the screen below. Their email address will be auto populated and not editable. The user will then complete the form and click “submit”.

Once submitted, the user will be auto logged into the platform.

Users can then save the domain to their favourites. (www.drum-cussac.net)

If there are any issues during the set up, then the user can email platformsupport@drum-cussac.com - this is monitored by the Drum Cussac Implementation Team.