



CHEMICAL MANAGEMENT NAVIGATOR USER GUIDE

VIEW ONLY ACCESS

[Access / LogIn](#)

Page 3

[Products \(Safety Data Sheets\)](#)

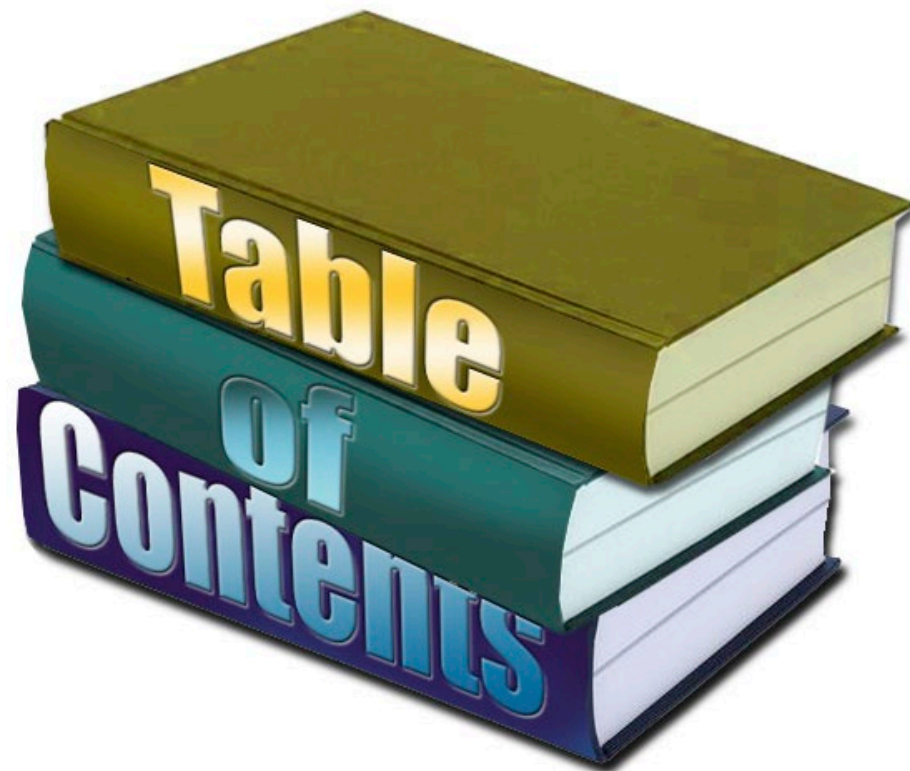
Page 4 – 6

[Search For A Product / SDS](#)

Page 7 – 8

[Other Helpful Information](#)

Page 9




TO ACCESS SDS DATABASE:

m3v
Data Management

Login

✉ Username*

🔑 Password* 

Remember my username

[Forgot Password?](#) [Login](#)

- Via Direct Login Link (shortcut)

Click on the direct login link provided to you from the company

- Via Computer

- Enter the URL provided in your browser (Chrome or Edge work best)
- Bookmark this page
- Login with User Name and Password

- Via Mobile Device

- **Android:** Navigate to the link provided to you. Click the 3 dots in the top right of your browser and select “Add to Home Screen”
- **iPhone:** Using the Safari web browser, navigate to the link provided to you. Tap the Share button on the bottom of the page on your phone. It looks like a square with an arrow pointing out at the top. In the list of options that appear, scroll down until you see “Add to Home Screen”. Tap this. The “Add To Home Screen” dialog box will appear. Choose a name for the website shortcut on your home screen. You’ll see the link so you can confirm it. Click “Add” when you’re done.

If you have forgotten your password, click on the “Forgot Password” tab, enter the email address you registered with and click “Submit”. A message will popup stating that an email was sent to that address and to follow the instructions in the email to continue.

PRODUCTS:



Products

Facility: SDS Library | Department: All Departments | Active/Inactive Product Filter: Active Products Only (101)

Search All Product Fields:

<p>126VR Disc Brake Quiet 0.25 FL.OZ Pouch + :</p> <p>ITW Permatex 80729 11/15/2023</p> <p></p> <p>Danger</p>	<p>133K Anti-Seize Lubricant 80Z + :</p> <p>ITW Permatex 80078 11/15/2023</p> <p></p> <p>Danger</p>	<p>2,4-D LV4 + :</p> <p>Winfield Solutions, LLC 1381-102 11/15/2023</p> <p></p> <p>Warning</p>	<p>3-In-One Telescoping Spout Multi-Purpose Oil + :</p> <p>WD-40 Company 11/15/2023</p>	<p>3M Abrasive Products, Trizact Abrasives Product, 307EA, A6A100 + :</p> <p>3M - Abrasive Systems Division 23-1899-6 11/15/2023</p>
<p>3M Baird-Parker Agar Base + :</p> <p>3M - Food Safety Department 70-2007-8886-0, 70-2007-8894-4, 7100064248, 7100064366 11/15/2023</p> <p></p> <p>Danger</p>	<p>3M Boron Nitride Cooling Filler Flakes + :</p> <p>3M - Advanced Materials Division LZ-E100-3188-2, 98-0213-3584-3, 98-0213-3585-0, 98-0213-3588-4, 98-0213-3589-2, CY-9990-0706-5, CY-9990-0707-3, CY-9991-1530-6, CY-9991-1531-4, CY-9991-1532-2, 7010254338, 7010235572, 7010284476, 7010288273, 7010286423, 7100175321, 7100175322, 7100175403 11/15/2023</p>	<p>3M Ceramic Mineral Abrasive Grain 321 + :</p> <p>3M - Abrasive Systems Division 19-2381-2 11/15/2023</p>	<p>3M Hi-Strength Spray Adhesive 90 (aerosol) + :</p> <p>3M - Industrial Adhesives and Tapes Division 62-4942-4730-7, 62-4942-4920-4, 62-4942-4921-2, 62-4942-4922-0, 62-4942-4925-3, 62-4942-4927-9, 62-4942-4930-3, 62-4942-4935-2, 62-4942-4950-1, 62-4942-4955-0, 62-4942-4970-9, 62-4942-4975-8, CS-0406-7111-0, 7010329926, 7000121431, 7000023924, 7010292719 11/15/2023</p> <p></p> <p>Danger</p>	<p>3M Primer 94 + :</p> <p>3M - Industrial Adhesives and Tapes Division 70-0075-4882-2, 70-0160-4782-4, 70-0160-5476-2, 70-0160-5477-0, 70-0160-5478-8, 75-0400-2417-8, 7000001579, 7000001583, 7000001584, 7100003278, 7100155663, 7100261001 11/15/2023</p> <p></p> <p>Danger</p>

PRODUCTS:

Products display as cards. The cards can be sorted as Ascending or Descending for the following categories:

- Name
- Manufacturer
- Verification Date

The card will display:

- Product Name
- Manufacturer Name
- Product Code (if applicable)
- Date Verified
- Green Emergency Cross Icon
- 3 Vertical Dots



133K Anti-Seize Lubricant 80Z



ITW Permatex

80078

12/29/2023

Permatex SAFETY DATA SHEET

Revision No: 11/20/2022 Version: 1

1. IDENTIFICATION

Product Name: 133K Anti-Seize Lubricant 80Z

Other names of identification: None

Product Code: None

Recommended use of the chemical and restrictions on use: Use as directed.

Details of the supplier of the safety data sheet:

Permatex:
 7700 Rockwood Drive
 Rockwood, TN 37088
 USA
 Phone: 615-481-2000
 Fax: 615-481-2001
 Email: sales@permatex.com

Permatex Performance Products:
 2100 Rockwood Drive
 Rockwood, TN 37088
 USA
 Phone: 615-481-2000
 Fax: 615-481-2001
 Email: sales@permatex.com

2. HAZARD IDENTIFICATION

Signalword: None

Hazard Statement: None

Pictogram: None

Prevention: None

Response: None

Storage: None

Disposal: None

Transport and shipping information: None

Other information: None

Page 1/1

Page Count: 9 | Size: 390.14 KB

PRODUCTS:

The green emergency cross icon will display:

- Emergency Information
- First Aid

The 3 vertical dots will display:

- PDF of SDS
- Emergency Overview
- Label (if available)

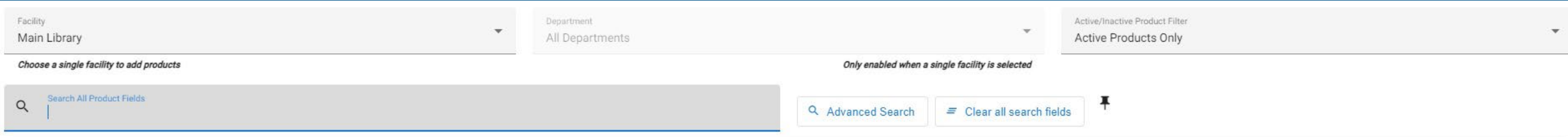
SEARCH FOR A PRODUCT / SDS:

Find a facility by clicking on the drop down menu in the “Facility” field



In the “Search All Product Fields” window; enter Product Name, Manufacturer Name, Manufacturer Product ID, etc. You may even search for partial words or phrases and as you type, the search results narrow and shrink For example; you could search for Windex Original Glass Cleaner by entering “Win” or “Glass”

You have the ability to select a department, if needed, or Active/Inactive Products



SEARCH FOR A PRODUCT / SDS:

With an “Advanced Search”, you can refine your search to:

- **Product Name**
- **Manufacturer**
- **Manufacturer ID**
- **Product ID**
- **SDS Number**
- **Generic Name**
- **Verified Date**
- **CAS # / Ingredient Name**
- **Signal Word**
- **Pictograms**

Product Name	Manufacturer	Manufacturer Product ID	Product ID	SDS Number	Generic Name	Verified Date	CAS # / Ingredient Name
			Signal Word ▼	Pictograms ▼			

OTHER HELPFUL INFORMATION:

To translate to English, French or Spanish: Click on the “Globe” icon at the top right

For help: Click on the “Question Mark” (?) icon at the top right

To manage account: Click on the “Person” icon at the top right

- This will allow you to change email address or password

To log out: Click on the “Logout” button at the far, top right



The purpose of this user guide is to provide a quick reference. It does not replace our training, technical support or customer service. Never hesitate to call or email if you need assistance or have questions.

Phone: (317) 823.2459 / Toll Free: (866) 388.4815

Email: support@m3vsoftware.com