

Northwestern University Police Department  
2016 Second Quarter Field Stop & Traffic Stop Data  
April 1, 2016 – June 30, 2016

**Data Summary**

The tables contained in this report outline all of the field stops and traffic stops conducted by the Northwestern University Police Department (NUPD) between April 1, 2016 and June 30, 2016 on both the Evanston & Chicago campuses.

For purposes of collecting this data a field stop is defined as any detention of a pedestrian or individual other than the driver of a vehicle, in a public place.

Each table depicts one of the data sets listed below and at least 3 relative points to note for each.

Data Sets

Table 1 and Table 4 – Evanston and Chicago Campus field stop data indicating the way in which the call was initiated and the self-identified race of the individual stopped. Calls may be received one of two ways. They are:

- Citizen request for service – A citizen contacts NUPD either by phone or flagging down an officer and requests them to investigate a situation involving a person. Either the person is pointed out by a citizen or a physical description is provided to the officer(s) by the citizen.
- Officer initiated – An officer while on duty identifies circumstances that result in stopping an individual to conduct a further investigation of the situation. The legal standard for initiating a stop is a minimum of reasonable suspicion.

Table 2 – Evanston Campus field stop data indicating the self-identified race and gender of the individual stopped

Table 3 – Evanston Campus traffic stop data

Table 5 – Chicago Campus field stop data indicating the self-identified race and gender of the individual stopped

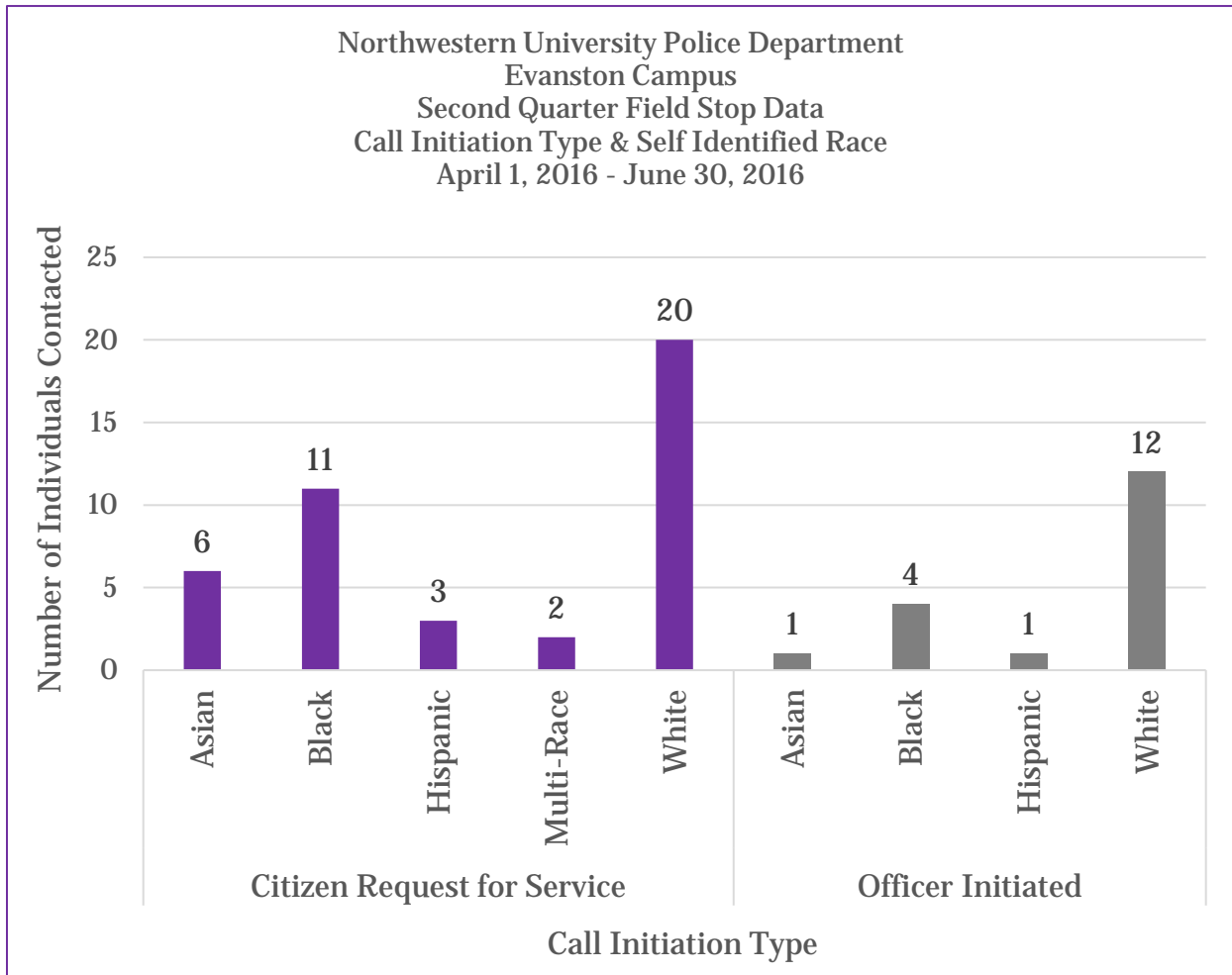
Table 6 – Chicago Campus traffic stop data

Questions concerning the information in these reports should be directed to Gloria Graham, Assistant Vice President & Deputy Chief of Police at 847-467-5376 or [gloria.graham@northwestern.edu](mailto:gloria.graham@northwestern.edu).

**Table 1**

Notes regarding Table 1 data

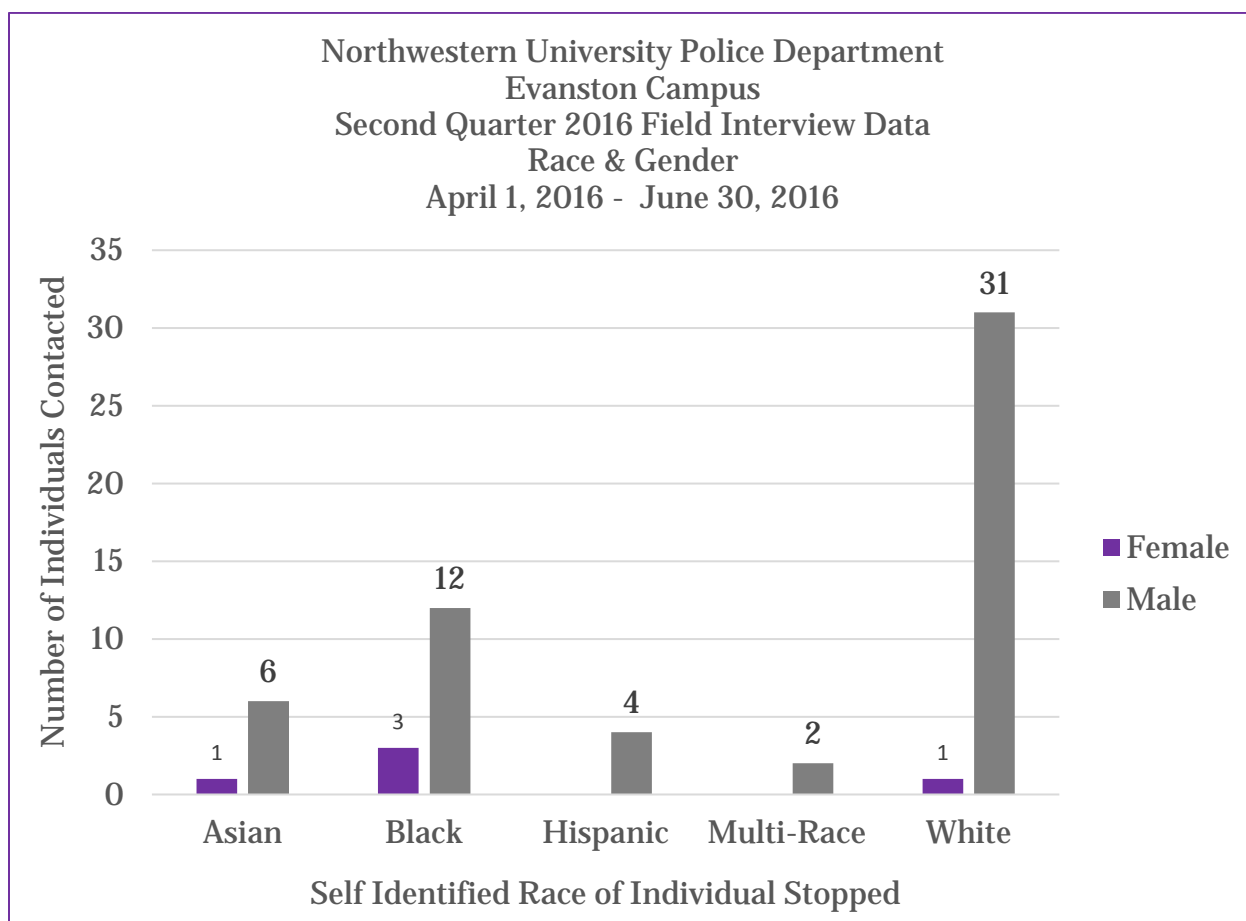
- There were 60 field stops conducted on the Evanston Campus during this time frame.
- 70% of the stops were initiated by citizens requesting police respond
- 30% of the stops were initiated by police officers
- 53% of the individuals stopped self-identified as white or Caucasian
- 25% of the individuals stopped self-identified as black



**Table 2**

Notes regarding Table 2 data

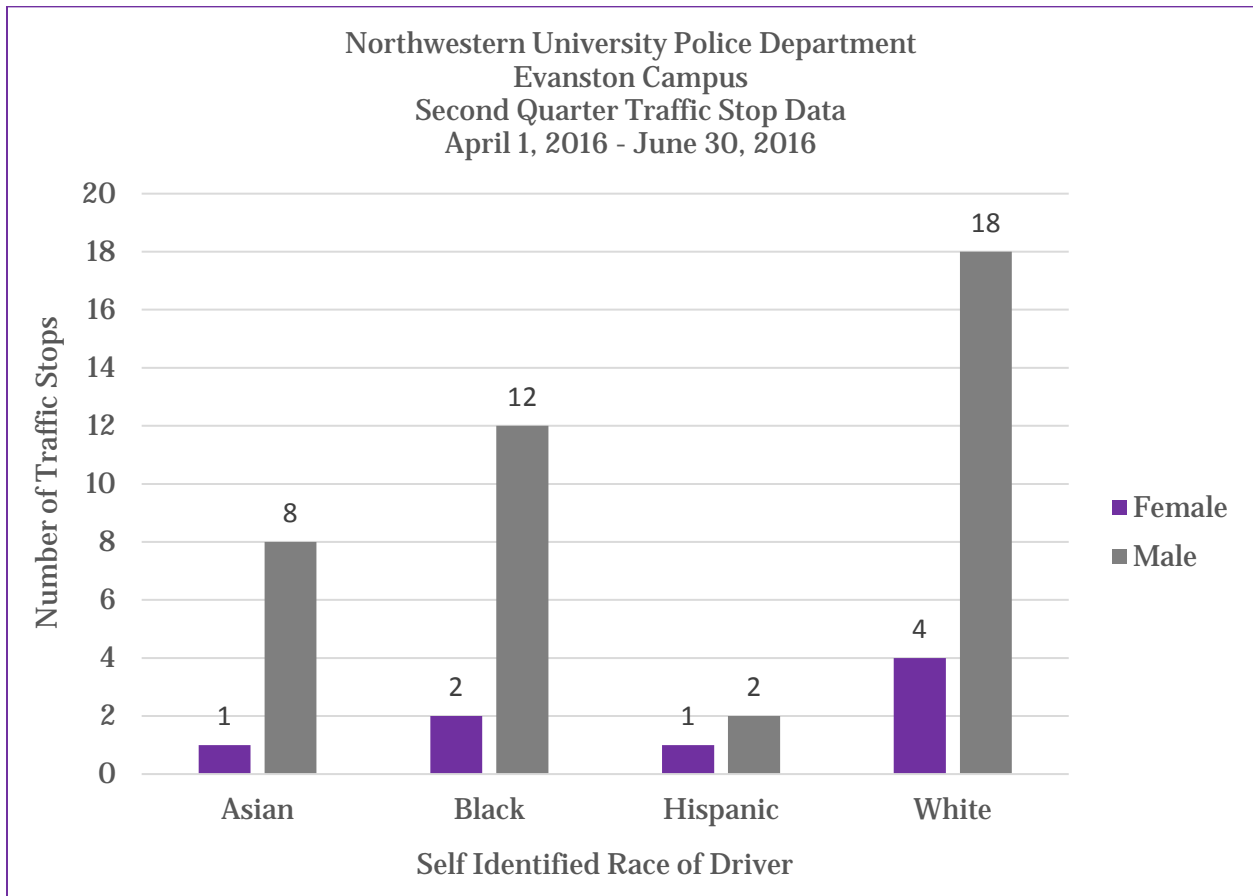
- There were 60 field stops conducted on the Evanston Campus during this time frame
- 92% of the individuals stopped self-identified as male
- 8% of the individuals stopped self-identified as female



**Table 3**

Notes regarding Table 3 data

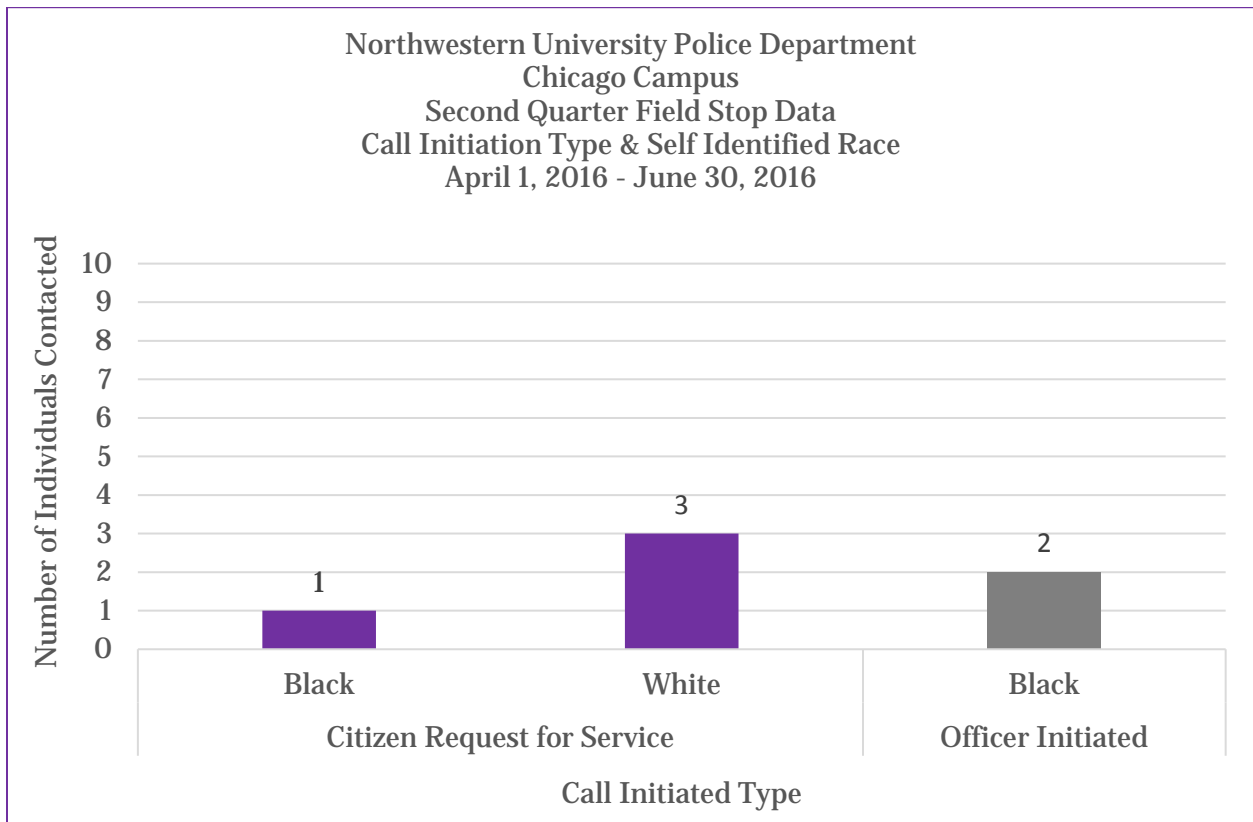
- There were 48 traffic stops conducted on the Evanston Campus during this time frame
- 46% of the drivers self-identified as white/Caucasian and 26% of drivers self-identified as black and 6% of drivers self-identified as Hispanic
- 83% of the drivers of the drivers self-identified as male and 17% self-identified as female



**Table 4**

Notes regarding Table 4 data

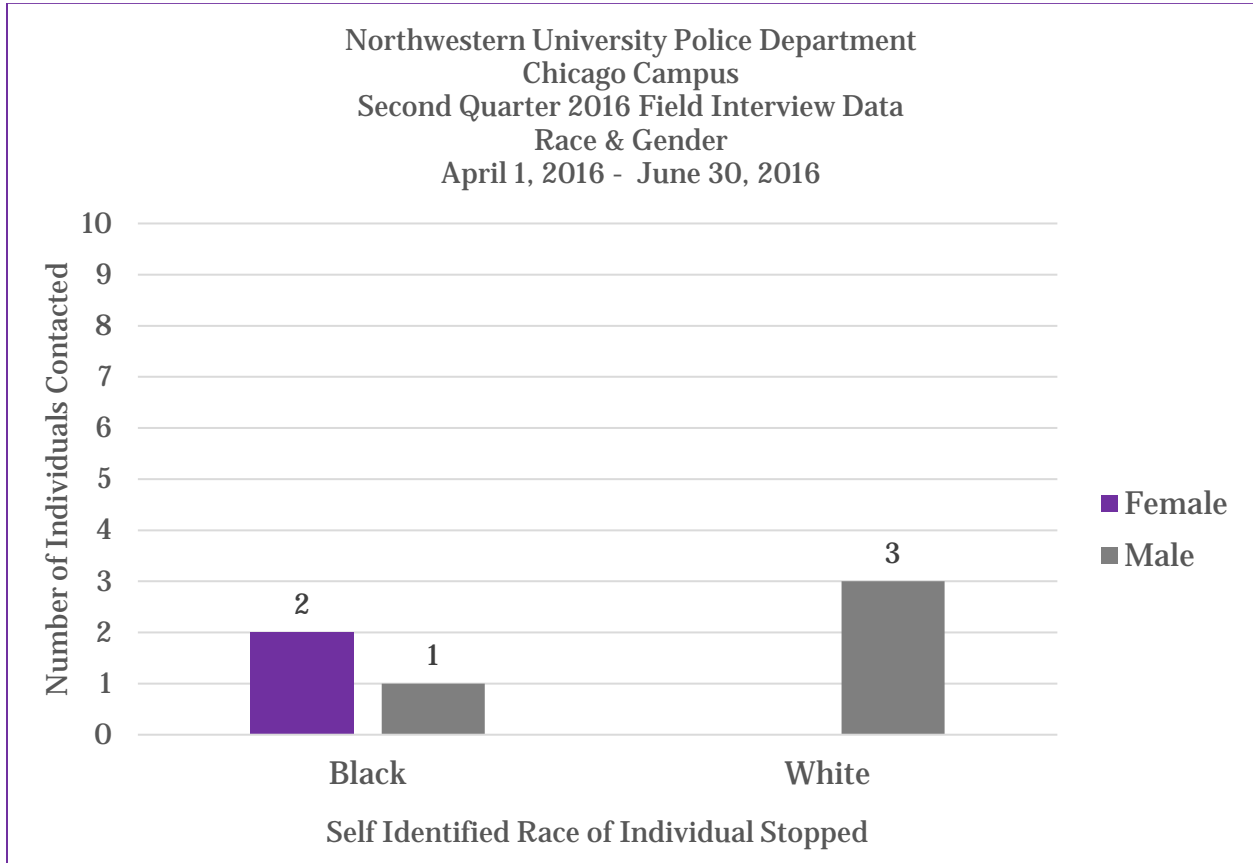
- There were 6 field stops conducted on the Chicago Campus during this time frame.
- 67% of the stops were initiated due to a citizen requesting police respond
- 33% of the stops were initiated by police officers
- 50% of the individuals self-identified as white/Caucasian and 50% of the individuals stopped self-identified as black



**Table 5**

Notes regarding Table 5

- There were 6 field stops conducted on the Chicago Campus during this time frame
- 67% of the individuals stopped self-identified as male
- 33% of the individuals stopped self-identified as female



**Table 6**

No traffic stops were reported on the Chicago Campus during this reporting period.