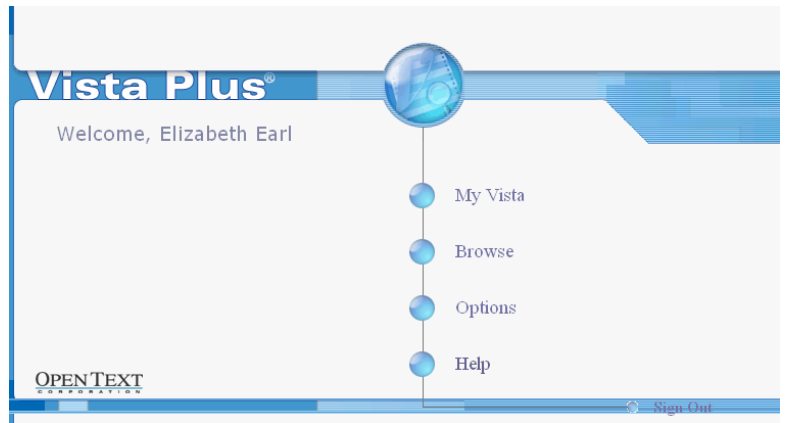


Vista Startup Screen Views

Welcome screen:

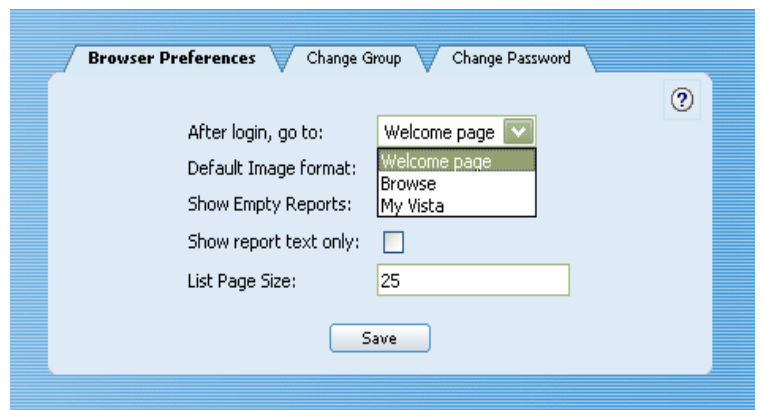
By default, when you log in to a Vista Plus server, you see a Welcome screen which lets you select from the **Browse** or **My Vista** views, **set options**, or **log out**.

Click **Options** to go to the **Browser Preferences** screen



Here you can change your option settings so that either the **Browse** or **My Vista** view is shown immediately when you log in.

You can still switch views, change options, or log out using the top menu bar.

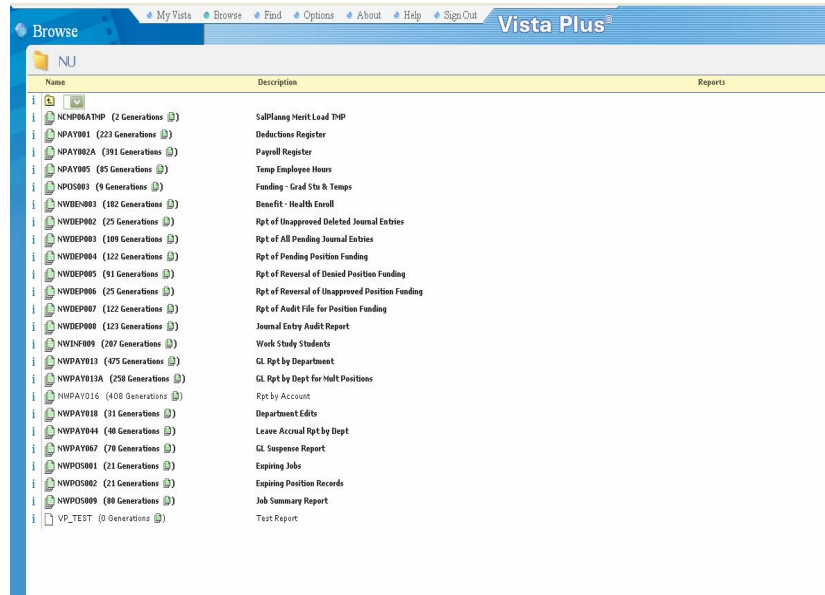


Browse View:

Browse view lists all the reports in your home folder.

You can open a report to see its generations, and open any generation to view its contents. You can also view information about any folder or report, and access folder and report management functions.

A sample Browse view display is shown.



My Vista View:

The My Vista view window is split into two major parts:

- The left side is customizable by your administrator. It may contain text, images, or links to information. The image below shows a sample of what this might be.
- The right side lists the reports and folders you've designated as My Vista favorites.

