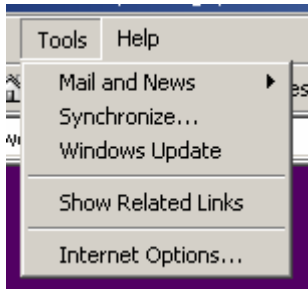


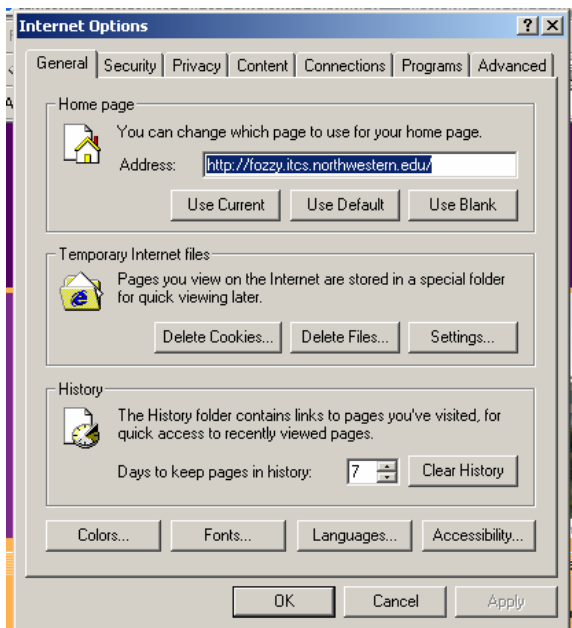
## Clearing out your Cache

-Click the **Tools** link at the top of the page

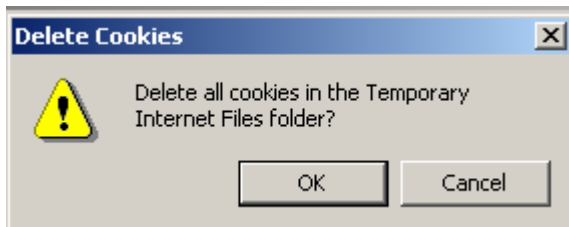


-Click the **Internet Options** link

-Click the **Delete Cookies** button

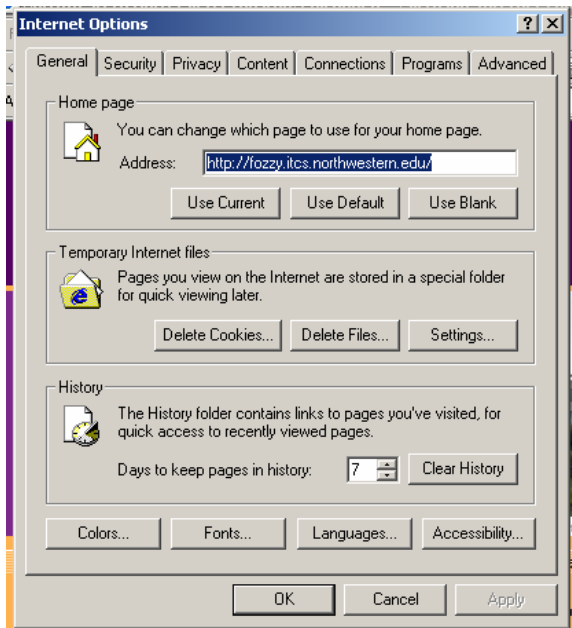


-When the Delete Cookies button is clicked a Delete Cookies box appears. Click the **OK** button.

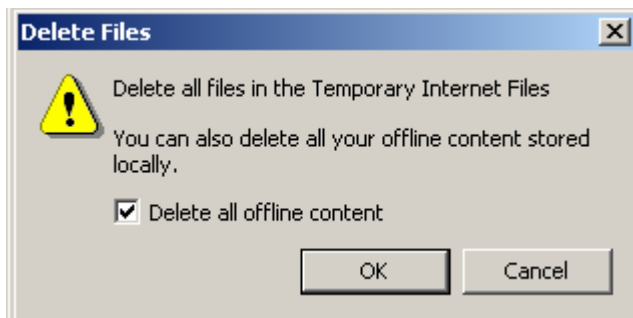


## Clearing out your Cache

-After you click the OK button on the Delete Cookies box click the **Delete Files** button



-When the Delete Files button is clicked a Delete Files box appears. Check the Delete All offline content box and click the OK button.



-When the OK button is clicked click the **OK** button on the Internet Options box.

-Close out of Internet Explorer and then bring up a new Internet Explorer.