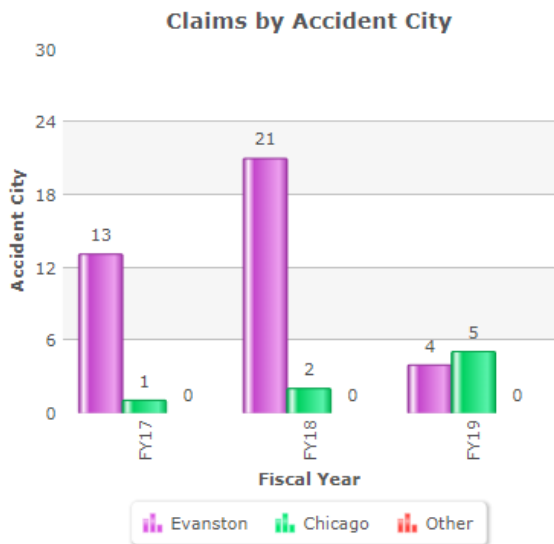


FY2019 Facilities Incident Summary – January

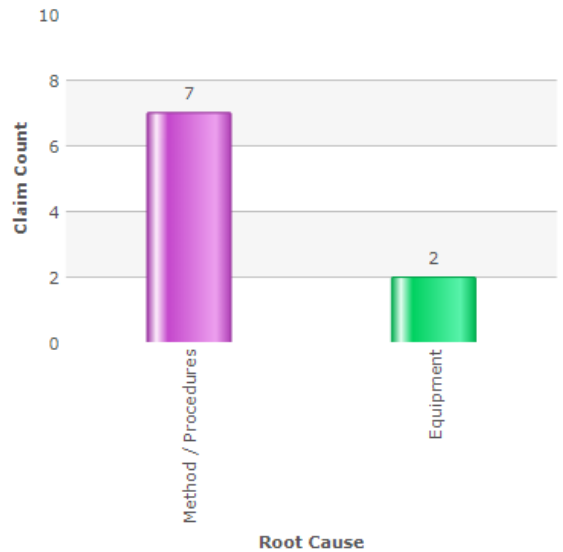
FY19 Summary Data								
Total Injuries	OSHA Recordable?		First Aid Only Cases	Medical Only Cases	Lost Days Cases	Total Lost Days	Restricted Days Cases	Total Restricted Days
9	Yes	8	---	---	5	88	3	147
	No	1	1	---	---	---	---	---

January 2019 Data								
Total Injuries	OSHA Recordable?		First Aid Only Cases	Medical Only Cases	Lost Days Cases	Total Lost Days	Restricted Days Cases	Total Restricted Days
1	Yes	0	---	---	---	---	---	---
	No	1	1	---	---	---	---	---

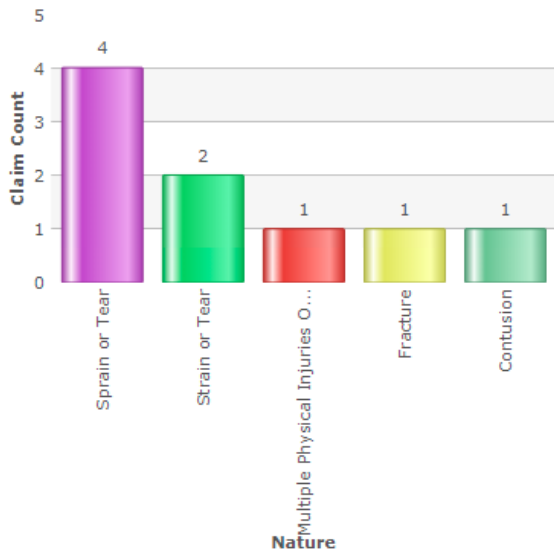
Claims by Accident City +



Claim Count Grouped by Root Cause +



Claim Count Grouped by Nature +



Claim Count Grouped by Shop +

