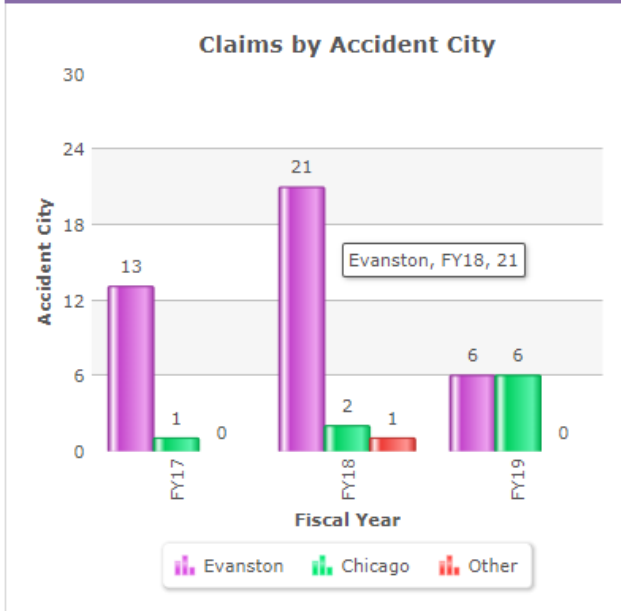


FY2019 Facilities Incident Summary – February

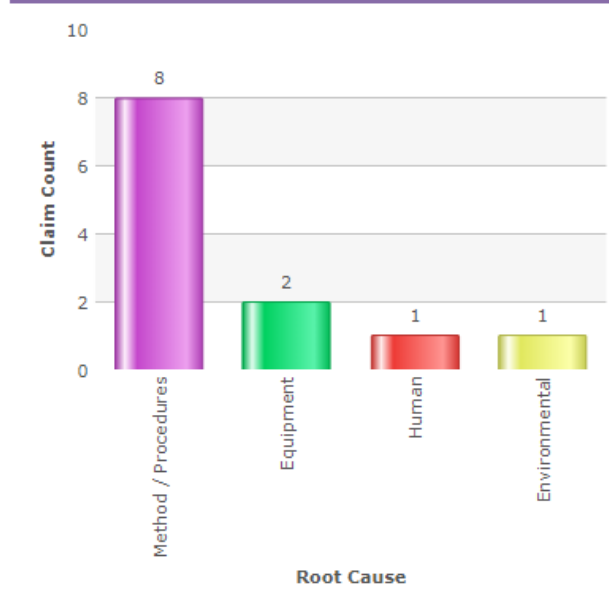
| FY19 Summary Data | | | | | | | | |
|-------------------|------------------|---|----------------------|--------------------|-----------------|-----------------|-----------------------|-----------------------|
| Total Injuries | OSHA Recordable? | | First Aid Only Cases | Medical Only Cases | Lost Days Cases | Total Lost Days | Restricted Days Cases | Total Restricted Days |
| 12 | Yes | 9 | --- | 1 | 5 | 88 | 3 | 189 |
| | No | 3 | 3 | --- | --- | --- | --- | --- |

| February 2019 Data | | | | | | | | |
|--------------------|------------------|---|----------------------|--------------------|-----------------|-----------------|-----------------------|-----------------------|
| Total Injuries | OSHA Recordable? | | First Aid Only Cases | Medical Only Cases | Lost Days Cases | Total Lost Days | Restricted Days Cases | Total Restricted Days |
| 2 | Yes | 0 | --- | --- | --- | --- | --- | --- |
| | No | 2 | 2 | --- | --- | --- | --- | --- |

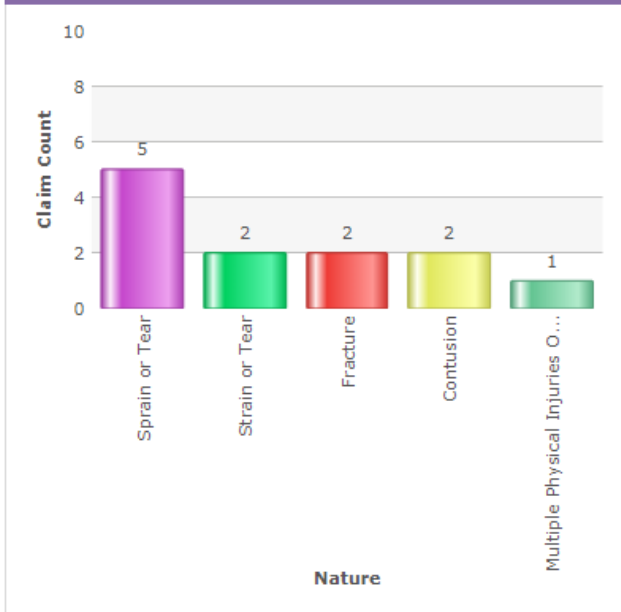
Claims by Accident City



Claim Count Grouped by Root Cause



Claim Count Grouped by Nature



Claim Count Grouped by Shop

