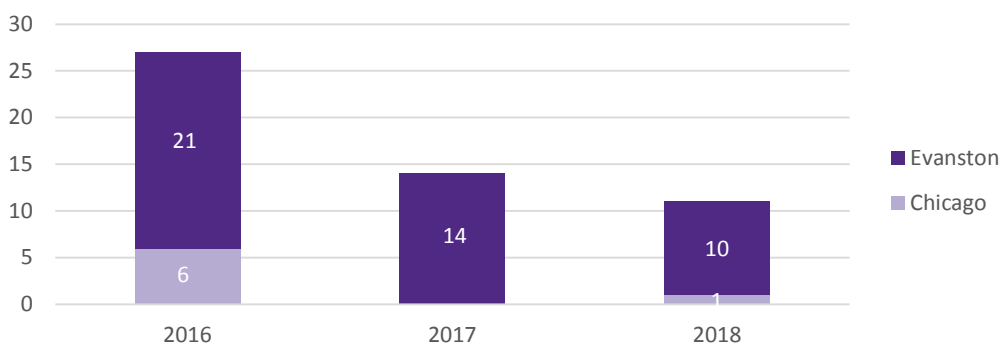


FY2018 Facilities Management Incident Summary – March

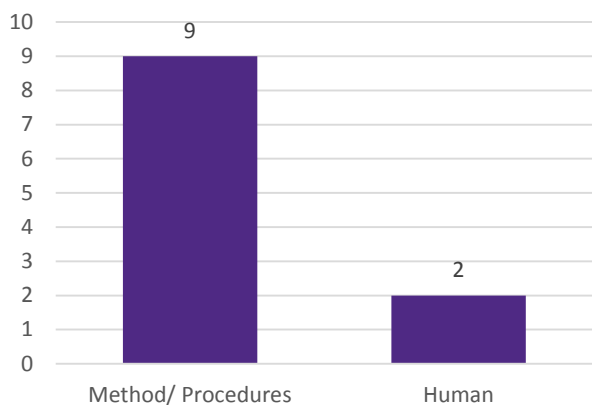
| March 2018 Data | | | | | |
|------------------|-----|-----|--------------|-----------|-----------------|
| | | | Medical Only | Lost Days | Restricted Days |
| OSHA Recordable? | Yes | 1 | --- | 1 | --- |
| | No | --- | --- | --- | --- |

| FY18 Summary Data | | | | | |
|-------------------|-----|---|--------------|-----------|-----------------|
| | | | Medical Only | Lost Days | Restricted Days |
| OSHA Recordable? | Yes | 8 | 7 | 1 | --- |
| | No | 3 | 3 | --- | --- |

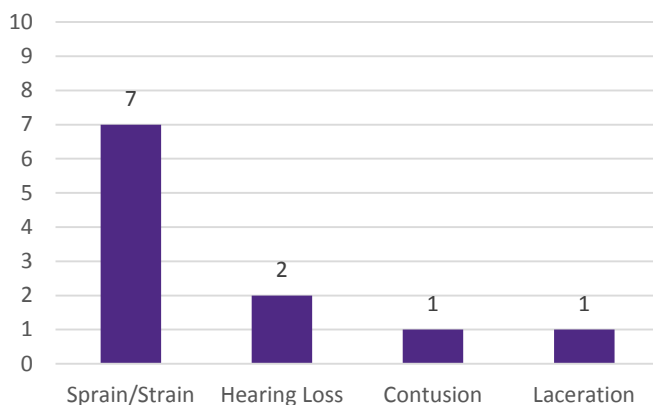
Total Incidents by Fiscal Year



Incidents by Cause



Incidents by Type



Incidents by Shop

